



Welcome

Thank you for
supporting your
child through their
final year.



RESPECT | INTEGRITY | TEAMWORK | ASPIRATION



Order of Information

- Mrs Morgan (Deputy Headteacher Achievement)
- Mr Sinclair (Head of Year 11)
- Mr Manning (C&K Careers Advisor)

Heads of Department – Revision Essentials

- Mrs Buckle (Head of English)
- Mr Thornton (Head of Maths)
- Mr Frisby (Head of Science)
- Mr Carr (Head of Humanities)
- Mrs Fox (Head of MFL)
- Mrs Cole (Head of CAPE)




RESPECT | INTEGRITY | TEAMWORK | ASPIRATION



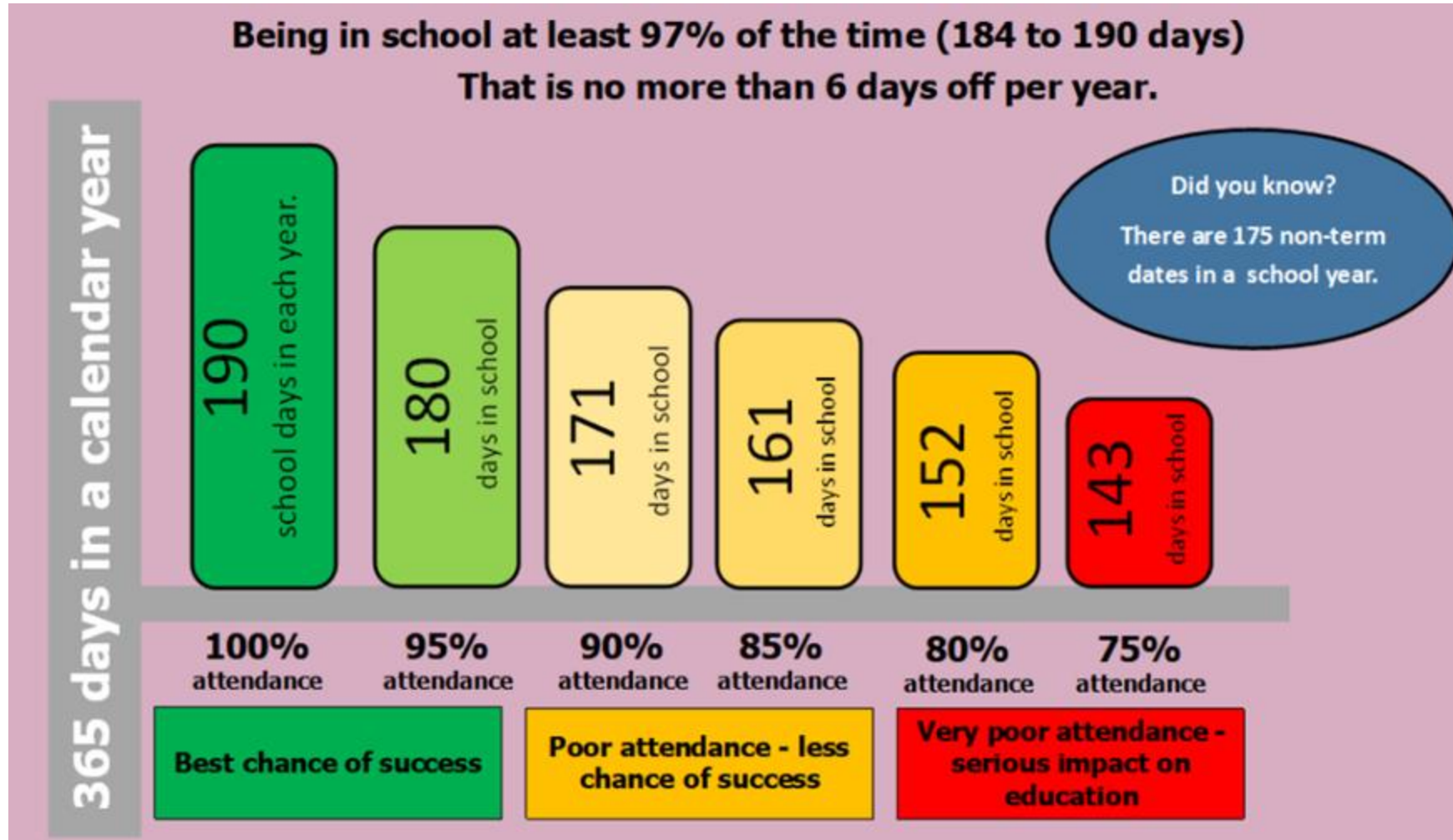
GCSE Examination Calendar begins 15th May 2023

- **20 weeks until the 1st exam**
- **16 weeks in school**
- **5 weeks holiday**





Attendance matters!



RESPECT | INTEGRITY | TEAMWORK | ASPIRATION



Period 6 Revision Sessions

15:00 - 16:00

- Monday – Hums/English/Maths
- Tuesday – Invite Only
- Wednesday – English/Maths
- Thursday – Science/MFL
- Friday - CAPE





RESPECT | INTEGRITY | TEAMWORK | ASPIRATION



Your support is essential to help:

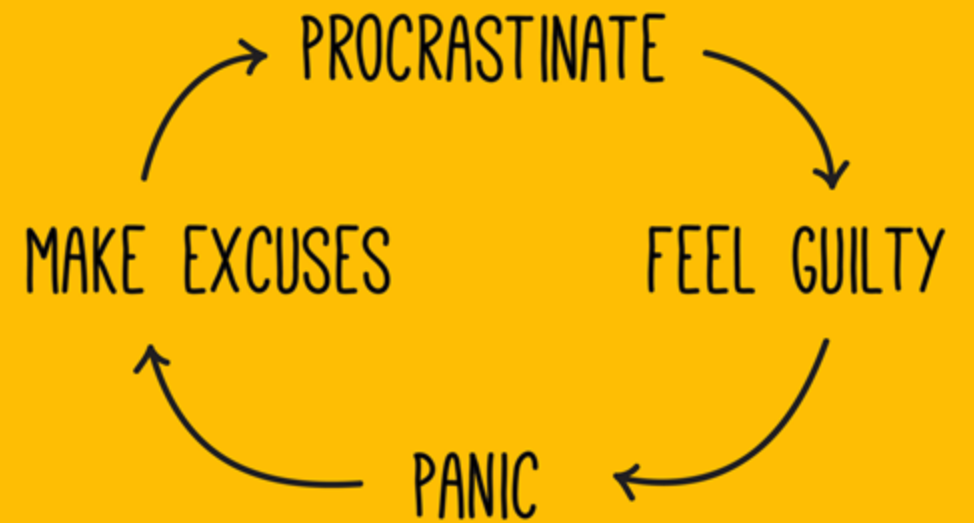
- **Motivate and encourage**
- **Develop resilience**
- **Create a calm environment**
- **Keep the body and mind healthy**
- **Organise**
- **Check in and monitor**



RESPECT | INTEGRITY | TEAMWORK | ASPIRATION



THE PROCRASTINATION CYCLE



RESPECT | INTEGRITY | TEAMWORK | ASPIRATION



Stress Management



RESPECT | INTEGRITY | TEAMWORK | ASPIRATION



Don't be daunted by the whole task. Every day ask yourself **'What positive step(s) can I take towards my goal today?'** No matter how small.

RESPECT | INTEGRITY | TEAMWORK | ASPIRATION



Set up the perfect study space

Make sure it's well lit, not too hot or cold and is quiet enough for you to work.



Start with the biggest or most difficult

It might seem easier to start with the smallest and easiest bits but by tackling the biggest, most challenging topics first you'll feel more confident in the long run.



Look ahead and make a plan

Look at your exam timetable and create a revision plan based on it. It'll help keep your revision organised.



Use the best methods for you

By now, you'll know which revision techniques work best for you but don't be afraid to use a new one if you're struggling to absorb a topic. Do whatever works best for you.



Take regular breaks

It's important to ensure you take regular breaks, you need to rest your brain to process the information you're learning. Arrange time with friends and family or watch a bit of Netflix (just be sure not to binge-watch a whole series).



Eat healthily

Make sure to eat three healthy meals a day and limit your caffeine and sugar intake. Power foods for your brain include blueberries, salmon and nuts, so be sure to stock up!



Move distracting apps out of view

Your phone can be a huge help for revision, but also a distraction. Move any apps that are likely to distract you to the last page, so you aren't tempted. Add apps that can help you (like the GCSEPod app) to your phone's home screen as a reminder to keep up your revision.



Exercise

A healthy body – a healthy mind. Try to do at least 20 minutes of physical activity a day to help improve focus and stay relaxed.






NO DISTRACTIONS

- **Set limits**
- **Remove at Bedtime**
- **Monitor**
- **Buy an alarm clock**





Guided Meditation Apps

These can help some people to destress, lower cortisol levels and promote good sleep.



Revision ⌚ POWER HOUR



lifemoreextraordinary.com

RESPECT | INTEGRITY | TEAMWORK | ASPIRATION



C+K =

High quality careers services
for schools and colleges

Newsome Academy



**+ MY
DIRECTIONS** 




RESPECT | INTEGRITY | TEAMWORK | ASPIRATION



RESPECT | INTEGRITY | TEAMWORK | ASPIRATION



Higher	Foundation
Exam Boards	
AQA	OCR
Structure	
Three papers each out of 80	Three papers each out of 100
1 hour 30 minutes each	
One calculator exam, two non-calculator	

Useful Websites	
Century Tech	 CENTURY
MathsWatch	 MathsWatch
Corbett Maths	 Corbettmαths

Subject Specific Advice
<ul style="list-style-type: none">○ Practice makes permanent○ Homework – weekly past paper assignments○ Focus on the more difficult topics○ Maintain fluency○ How to tackle complex problems – what is in my toolkit?



GCSE English Literature	GCSE English Language
Exam Boards	
AQA	AQA
Structure	
Two papers- Paper 1: 19th Century Novel and Shakespeare play (64 marks) Paper 2: Modern Drama, Love and Relationships and Unseen Poetry (96 marks)	Two papers- Paper 1: Creative Reading and Writing (80 marks) Paper 2: Writers' Viewpoints and Perspectives (80 marks)
Examinations are closed book	
Useful Websites	

Subject Specific Advice
<p>Overview of Content</p> <p><u>GCSE English Language</u></p> <p><i>Paper 1: Explorations in Creative Reading and Writing (50% of qualification) 1 hr 45 minutes</i> Source: an extract from a 20th or 21st century novel Section A: Reading fiction texts (40 marks) Section B: Writing fiction- descriptive or narrative writing (40 marks)</p> <p><u>GCSE English Literature (the mock will be a hybrid paper of different aspects of the course we have studied in the most detail so far)</u></p> <p><i>Section A: Nineteenth Century Novel</i> 50 mins 30 marks (we will be adding 4 marks for SPAG (A04) onto this paper in the mock)- the total will therefore be 34 marks for this section 'A Christmas Carol' or 'Frankenstein' or 'Jekyll and Hyde'</p> <p><i>Section B: Love and Relationships Poetry</i> 50 mins 30 marks A comparison of poems from this section. One will be printed for the students but it could be any poem from this cluster. The timing allows 5 minutes planning and reading time of the paper.</p>



GCSE Science

Exam Board

AQA

Structure

Combined - Trilogy

Paper 1 - 3 x 1hr 15m Papers

Paper 2 – 3 x 1hr 15m Papers

Separate Sciences (Triple)

Paper 1 - 3 x 1hr 45m Papers

Paper 2 – 3 x 1hr 45m Papers

Useful Websites

Educake - GCSE Pod - MyGCSEScience

BBC Bitesize - Seneca Learning

Subject Specific Advice

GCSE revision tips and techniques for science students

www.aqa-science.com

1 USE FLASHCARDS

Write down the key points from a topic on a flashcard. You should put the topic you first learnt at the back of the cards and the harder ones at the front. This means you can focus more on the more challenging topics and less on the ones you already know.

2 USE MIND MAPS

Create mind maps on flashcards or plain A4 paper. Then revise from these periodically. Creating mind maps on cards or topics helps you link concepts with one another and you can easily see which topics you need to spend more time on.

3 REVISE ACTIVELY

Use the 'read-cover-recite-check' method. All you need is a piece of paper and pen for this, but you can also use flashcards and mind maps.

4 SPACE OUT YOUR LEARNING

Start revising as early as you can and then go over topics at increasing intervals. E.g. 2 days, 3 days, 20 days etc until you can recall everything. This method allows information into your long term memory. It ranks amongst the highest for effective learning techniques.

5 CHUNK YOUR LEARNING

Break up the large syllabus into smaller topics and then into individual concepts that are easier to digest. You can also use mnemonics to remember concepts. Common examples include BOHIGAN or OIL BIL.

6 WRITE YOUR OWN QUESTIONS

This is a way to actively engage in your learning. At school, or when you are reading your textbook, create at least one question that relates to your learning outcomes. Then in your next revision session, try to answer the question.

7 PRACTISE PAST PAPERS

Practising exam papers ranks highest amongst effective learning techniques. They help you develop your subject knowledge and identify gaps in your knowledge. You'll also be able to spot recurring topics and use the mark scheme to learn how to best answer questions to get full marks.

8 TEACH SOMEONE ELSE

Teaching forces you to actively understand and recall what has been learnt. So how do you get an opportunity to teach? Well, you can get a study partner or take advantage of homework or classroom where the task involves presenting a topic.

9 MAKE MENTAL ASSOCIATIONS

This is a technique used to help learning and memory retrieval. If you want to learn the full equation for example, by associating each word with a vivid image. Then link all the images together to form a story.

10 CREATE ANALOGIES

An analogy is when you compare one thing to another similar thing. E.g. you can think a plant cell wall is a school wall because they both provide support. An analogy is a great way to show you understand what you have learnt.



GCSE Revision Tips and Techniques Number 1 priority – GCSE Science Revision Guide!

Top tips..

- Create a revision timetable
- Prioritise topics by choosing the one you know less about
- Use flashcards
- Use mind maps
- Revise actively
- Space out your learning
- Use chunking
- Write out your own questions
- Practice past papers
- Teach someone else



French / German

Exam Board

Edexcel

Structure

4 papers – Equal weighting 25% each.

Unit 1 – Listening **35 / 45** mins. 50 marks.

Unit 2 – Speaking approx. **15 mins** 70 marks.

Unit 3 – Reading **45/ 60** mins. 50 marks.

Unit 4 – Writing **1 hr 15 / 1hr 20** 60 marks.

Useful Websites

Active Learn
Language Nut

Subject Specific Advice

Listening 1 paper with extracts of spoken language. Variety of question types.

Speaking 4 different tasks:

- Role play 10 marks** – short simple sentences.
- Picture description – 24 marks.** Detailed description of a photograph. Follow up questions on the topic. (3 tenses, opinions, developed sentences)
- General Conversation- 2 parts- 36 marks.**
Introduction to chosen topic with follow up questions.
2nd topic – chosen by exam board, covering 3 tenses.

Reading 1 paper with a variety of question types. Includes a translation into English.

Writing

Foundation – 4 tasks – photo description, 40 words, 90 words. translation into French.

Higher - 3 tasks – 90 words, 130 words, translation into French.

Little and often.

Prepare for the speaking now.

"the essential 20"

tenses – past, present, future.



Geography GCSE

Exam Board

AQA

Structure

Three papers

Paper 1 - Living with the Physical Environment (1 hour 30 mins)

Paper 2 – Challenges in the Human Environment (1 hour 30 mins)

Paper 3 – Geographical Applications (1 hour 15 mins)

Useful Websites

GCSE Pod



BBC Bitesize



Subject Specific Advice

Paper 1 – Topics:

- Natural Hazards (Weather, Tectonics and Climate Change)
- Ecosystems (Tropical Rainforests and Hot Deserts)
- Coastal Landscapes
- River Landscapes

Paper 2 – Topics:

- Urban Issues and Challenges (Sustainable living, life in a LIC city and a British City)
- Resource Management
- Energy Management

Paper 3 – Topics:

- Issue Evaluation (based on material released 12 weeks prior to the exam)
- Fieldwork (based on unfamiliar content and the field trip to Hornsea)

Overall advice:

Practice weekly past paper questions and focus on areas of difficulty



History GCSE

Exam Board

Edexcel

Structure

Three papers

Paper 1 - Medicine through Time, c.1250 – Present (1 hour 15 minutes)

Paper 2 Section A: Superpower Relations and The Cold War, 1941-91 (50 minutes)

Paper 2 Section B - Anglo-Saxon and Norman England, c.1060-1088 (55 minutes)

Paper 3 – Weimar and Nazi Germany, 1918-1939 (1 hour 20 minutes)

Useful Websites

GCSE Pod
BBC Bitesize



Subject Specific Advice

Paper 1 – Key Topics:

KT1 – c1250-c1500: Medicine in Medieval England

KT2 – c1500-c1700: The Medical Renaissance in England

KT3 – c1700-c1900: Medicine in 18th and 18th Century Britain

KT4 – c1900-present: Medicine in Modern Britain

KT5 – The British sector of the Western Front, 1914-18: injuries, treatments and the trenches.

Paper 2 – Key Topics (Section A):

KT1 – The origins of the Cold War, 1941-58

KT2 – Cold War crises, 1958-70

KT3 – The end of the Cold War, 1970-91

Paper 2 – Key Topics (Section B):

KT1 – Anglo-Saxon England and the Norman Conquest, 1060-66

KT2 – William I in power: securing the kingdom, 1066-87

KT3 – Norman England, 1066-88

Paper 3 – Key Topics:

KT1 – The Weimar Republic, 1918-29

KT2 – Hitler's rise to power, 1919-33

KT3 – Nazi control and dictatorship, 1933-39

KT4 – Life in Nazi Germany, 1933-39

Overall advice:

- Practice past paper questions and focus on areas of difficulty.
- Use online revision tools.
- Use CGP revision guides and revision books given in class.



RE GCSE

Exam Board

AQA

Structure

Two papers

Paper 1 - The study of religions: beliefs, practices and teachings 1hour 45 minutes
96 marks

Paper 2 – Thematic Studies 1hour 45 minutes
96 marks

Useful Websites

GCSE Pod
BBC Bitesize
Oak National Academy - RE

Subject Specific Advice

Paper 1 The study of religions

Christianity and Islam Beliefs and Practices

Paper 2 Thematic studies

Theme A Relationships and Families

Theme B Religion and Life

Theme D Religion, peace and conflict

Theme E Religion, crime and punishment

Questions

- Each religion has a common structure of two five-part questions of 1, 2, 4, 5 and 12 marks. Each religion is marked out of 48.
- Each theme has a common structure of one five-part question of 1, 2, 4, 5 and 12 marks. Each theme is marked out of 24.

Overall Advice:

- Practice weekly past papers and focus on areas of difficulty.
- Ensure self-assessment is done when practicing past exam questions.
- Read the topics via AQA booklets and complete each section.
- Religious Education CPG and AQA Religious Education revision books - A great top-up to re-cap knowledge, relevant to exam.



Business
Exam Board
NCFE Level 1/2 Technical Award in Business and Enterprise
Structure
Two papers
Unit 1 Introduction to business and enterprise (1hour 30 minutes) 80 marks 40%
Unit 2 Internal Synoptic Project (21 Guided leaning Hours) 60%
Useful Websites
mrhart.business BBC Bitesize GCSE Business

Subject Specific Advice
<p>Unit 1 Introduction to business and enterprise Topics:</p> <p>LO1 Understanding entrepreneurship, business and <u>organisation</u> and the importance of stakeholders</p> <p>LO2 Understand the marketing mix, market research, market types and orientation types</p> <p>LO3 Understand operations management</p> <p>LO4 Understand internal influences</p> <p>LO5 Understand external influences</p> <p>Unit 2 Understanding resources for business and enterprise planning Topics:</p> <p>LO1 Understand research. resource planning, growth and development for business and enterprise</p> <p>LO2 Understand human resource requirement for a business start up</p> <p>LO3 Understand sources of enterprise funding and business finance</p> <p>LO4 Understand business and enterprise funding</p> <p>Overall advice:</p> <p>Unit 1 exam Friday 25th November 2022 Revise using the website and the revision booklet, use practice exam questions</p> <p>Unit 2 synoptic project to be released in December 2022 based on the detail learnt in Unit 1&2</p>



BTEC Music Practice

Exam Board

Pearson BTEC

Structure

Two coursework components and exam component

Coursework is worth 60% of overall qualification

Exam component is worth 40% of overall qualification



Subject Specific Advice

Component 1 (Internally assessment & externally moderated)
Exploring Musical Styles

Component 2 (Internally assessment & externally moderated)
Developing skills and techniques – currently working

Component 3 (Externally assessed)
Performing to a brief

Overall Advice:

- Complete all coursework and fill in any gaps at home. P6 attendance is essential.
- Listen to lots of different styles of music – the exam brief is released in January and they can be given a large range of styles in which to compose
- Practice their instrumental skills where possible



BTEC Hospitality

Exam Board

Pearson BTEC

Structure

Two coursework components and exam component

Coursework is worth 75% of overall qualification

Exam component is worth 25% of overall qualification

Useful resources

Hospitality BTEC First Paperback – 30 Oct. 2013
by [Sue Holmes](#) (Author)

<https://www.highspeedtraining.co.uk/hub/top-hospitality-skills/>

Subject Specific Advice

1 Introducing the Hospitality Industry External – EXAM in May/June

2 Working in the Hospitality Industry Internal – Internal Coursework

3 Food Safety and Health and Safety in Hospitality – Internal Coursework

4 Planning, Preparing, Cooking and Finishing Food - Internal Coursework

Overall Advice:

- **Students are currently working on completing their UNIT 2 in lessons – this can be added to and extended at home through Google Classroom.**
- **We are going to be giving students a drop down day to help them complete some of their UNIT 6 work which they started before the summer. This will take place in the week before Christmas.**
- **All coursework must be finished by Christmas as we will begin preparing for the exam (June 2023)**





Art & Design / Photography

Exam Board

AQA

Structure

Portfolio

- Identity theme sketchbook and final piece
- Worth 60% of overall qualification
- Finishing at Christmas

Externally set Task (EST)

- Starts in January
- Worth 40% of overall qualification
- Students are given a theme by AQA and will produce a sketchbook of work in lesson time and complete a 10hr exam to produce a final piece.
- 10hr exam will take place after the Easter holiday.

Useful Websites

Pinterest

Students Art Guide

BBC Bitesize

Overall Advice

Photography Mock – Monday 21st Nov

Art Mock – Tuesday 22nd and Wednesday 23rd Nov

Students must be completing work outside of lesson time by taking their own photographs, researching artists and exploring ideas to experiment with in lesson time.

Students need to be attending period 6 for Art and Photography on a Friday.

All Portfolio work needs to be finished and handed in by Christmas ready to begin the externally set task after the Christmas break





NCFE Health & Fitness

Exam Board

NCFE

Structure

One coursework component 60%
One examination component 40%

Useful Resources (Revision Guides)

NCFE Revision guide
NCFE Revision question booklet
(supplied by Mr Earnshaw)

Subject Specific Advice

UNIT 1: Externally Assessed Exam

Wednesday 16th November 2022

Drop Down Revision Day – Friday 11th November 2022

UNIT 2: Internal Assessment (coursework) - synoptic project

Overall Advice:

Knowledge organisers
NCFE Revision guide
NCFE Revision question booklet
Past paper question papers 2018-22
Past paper mark schemes 2018-22





BTEC Digital Information Technology

Exam Board

Pearson BTEC

Structure

Two coursework components and exam component

Coursework is worth 60% of overall qualification

Exam component is worth 40% of overall qualification

Useful Resources (Revision Guides)

- Pearson REVISE BTEC Tech Award DIT Revision Guide
- [PGOnline ClearRevise](#) BTEC DIT Level 1/2 Illustrated revision and practice

Subject Specific Advice

Component 1 (Internally assessment & externally moderated)

Exploring User Interface Design Principles and Project Planning Techniques

Component 2 (Internally assessment & externally moderated)

Collecting, Presenting and Interpreting Data

Component 3 (Externally assessment synoptic)

Effective Digital Working Practices



Overall Advice:

- Watch and follow online tutorials to help with completing Component 1 and Component 2 coursework
- Watch a range of related videos on YouTube to deepen understanding of theoretical aspects of Component 3
- Read through each Component 3 topic and answer exam style questions using PG Online Component 3 booklets
- Ensure self-assessment is done when practicing past exam questions

Subject Contacts



Subject	Lead	Email address
Maths	Richard Thornton	rthornton@newsomeacademy.co.uk
English	Ruth Buckle	rbuckle@newsomeacademy.co.uk
Science	Andrew Frisby	afrisby@newsomeacademy.co.uk
Geography	Tim Carr	tcarr@newsomeacademy.co.uk
History	Michaela Stockman	mstockman@newsomeacademy.co.uk
RE	Nosheen Mahmood	nmahmood@newsomeacademy.co.uk
Languages	Rebecca Fox	rfox@newsomeacademy.co.uk
Business	Helen Dunkerley	hdunkerley@newsomeacademy.co.uk
Music/Food	Liz Cole	ecole@newsomeacademy.co.uk
Art	Naomi Pratchett	npratchett@newsomeacademy.co.uk
Dance	Sarah Mitchell	shinchcliffe@newsomeacademy.co.uk
Health	Chloe Payne	cpayne@newsomeacademy.co.uk
Computing	Abdul Ahmed	aahmed@newsomeacademy.co.uk
Head of Year 11	Omar Bellanfante-Sinclair	osinclair@newsomeacademy.co.uk
Deputy Headteacher (Y11 link)	Leanne Morgan	lmorgan@newsomeacademy.co.uk
Careers Advisor	Danny Manning	danny.manning@ckcareers.org.uk

RESPECT | INTEGRITY | TEAMWORK | ASPIRATION



GCSE Results Day

24th August 2023



**We look forward to celebrating
your children's successes!**

RESPECT | INTEGRITY | TEAMWORK | ASPIRATION