



FAMILY NEWS

WEEKLY UPDATE

WEEK 4



CALENDAR

4 WEEKS

UNTIL

NEXT

BREAK



		2025						
November	December	January	February	March	April	May	June	July
1 Fr	1 Su	1 We <small>New Year's Day</small>	1 Sa	1 Sa			1 Su	1 Tu
2 Sa	2 Mo	2 Th	2 Su	2 Su			2 Mo	2 We
3 Su	3 Tu	3 Fr	3 Mo	3 Mo			3 Tu	3 Th
4 Mo	4 We	4 Sa	4 Tu	4 Tu			4 We	4 Fr
5 Tu	5 Th	5 Su	5 We	5 We			5 Th	5 Sa
6 We	6 Fr	6 Mo	6 Th	6 Th	6 Su	6 Tu	6 Fr	6 Su
7 Th	7 Sa	7 Tu	7 Fr	7 Fr	7 Mo	7 We		
8 Fr	8 Su	8 We	8 Sa	8 Sa	8 Tu	8 Th		
9 Sa	9 Mo	9 Th	9 Su	9 Su	9 We	9 Fr		
10 Su	10 Tu	10 Fr	10 Mo	10 Mo	10 Th	10 Sa		
1 Mo	1 We	11 Sa	11 Tu	11 Tu	11 Fr	11 Su		
2 Tu			12 We	12 We	12 Sa	12 Mo	12 Th	12 Sa
3 We			13 Th	13 Th	13 Su	13 Tu	13 Fr	13 Su
4 Th			14 Fr	14 Fr	14 Mo	14 We	14 Sa	
5 Fr			15 Sa	15 Sa	15 Tu	15 Th	15 Su	
16 Sa			16 Su	16 Su	16 We	16 Fr	16 Mo	
17 Su	17 Tu	17 Fr	17 Mo	17 Mo	17 Th	17 Sa	17 Tu	
18 Mo	18 We	18 Sa	18 Tu	18 Tu	18 Fr <small>Good Friday</small>	18 Su	18 We	
19 Tu	19 Th	19 Su	19 We	19 We	19 Sa	19 Mo	19 Th	19 Sa
20 We	20 Fr	20 Mo	20 Th	20 Th	20 Su	20 Tu	20 Fr	20 Su
21 Th	21 Sa	21 Tu	21 Fr	21 Fr	21 Mo <small>Easter Monday</small>	21 We	21 Sa	21 Mo
22 Fr	22 Su	22 We	22 Sa	22 Sa	22 Tu	22 Th	22 Su	22 Tu
23 Sa	23 Mo	23 Th	23 Su	23 Su	23 We	23 Fr	23 Mo	23 We
24 Su	24 Tu	24 Fr	24 Mo	24 Mo	24 Th	24 Sa	24 Tu	24 Th
25 Mo	25 We <small>Christmas Day</small>	25 Sa	25 Tu	25 Tu	25 Fr	25 Su	25 We	25 Fr
26 Tu	26 Th <small>Boxing Day</small>	26 Su	26 We	26 We	26 Sa	26 Mo <small>Spring Bk. Hol.</small>	26 Th	26 Sa
27 We	27 Fr	27 Mo	27 Th	27 Th	27 Su	27 Tu	27 Fr	27 Su
28 Th	28 Sa	28 Tu	28 Fr	28 Fr	28 Mo	28 We	28 Sa	28 Mo
29 Fr	29 Su	29 We		29 Sa	29 Tu	29 Th	29 Su	29 Tu
30 Sa	30 Mo	30 Th		30 Su	30 We	30 Fr	30 Mo	30 We
	31 Tu	31 Fr		31 Mo		31 Sa		31 Th

Y11 MOCK EXAMS

Y11 REAL EXAMS

Y11 MOCK EXAMS

Y7-10 YEAR END EXAMS

WE ARE HERE

GCSEs START 12TH MAY
GCSE results day in 2025 is Thursday, August 21 when you collect your results



FESTIVE ATTENDANCE AWARDS

Best Year Group

- Year 7, 95.7%

Winning Teams

- Year 7 - 7CRI, 97.8%
- Year 8 – 8EBU, 97.1%
- Year 9 – 9LDE, 94.4%
- Year 10 – 10AME, 98%
- Year 11 – 11BOA, 94.3%

Attendance Matters		
100%	0 DAYS	0 LESSONS MISSED
99%	1 DAY	5 LESSONS MISSED
98%	3 DAYS	15 LESSONS MISSED
97%	1 WEEK	25 LESSONS MISSED
96%	1.5 WEEKS	35 LESSONS MISSED
94%	2 WEEKS	50 LESSONS MISSED
93%	2.5 WEEKS	65 LESSONS MISSED
92%	3 WEEKS	75 LESSONS MISSED
90%	3.5 WEEKS	90 LESSONS MISSED

WEEK AT A GLANCE

Facilitate your child's
memory development by:

- Looking through our [Curriculum Plans](#) to see the bigger picture.
- Going through the [Study Support Pack](#) with you.
- Going through the [Knowledge Organisers](#) and testing your knowledge



MONDAY

Whole-School Seminar:

- Systems & Routines




TUESDAY

- New students starting
- Wheelchair event - Sports Hall PI 1pm - 4pm




WEDNESDAY

- Hairspray Trip - 36 students- 12-6pm



THURSDAY



FRIDAY

- KKIM Wellbeing Ambassador Training J Brook 1-3pm



**CHRISTMAS
IS
COMING**

SOCIAL MEDIA MOMENTS



Reading buddies from Year 9 this week with Yr 4 students from NJU great work experience! 📖




Travel safely to school this morning - students start at 10:10am 🌨️



120 students have been battling the cold this week to complete their Bikeability course. 🚴



Year 11 smashing Period 6. Today it was Maths 📊



LLS College Seminar delivered to our Y11 students



Loving some of the Y7 History homework being brought into school today 🏰





WE OFFER A RANGE OF CLUBS FOR FUN AND LEARNING THAT STUDENTS CAN TAKE ADVANTAGE OF...

Day	Club	Location	Staff Lead
MONDAY	<ul style="list-style-type: none"> Netball Y7 – Y10 Homework Club – All years Cooking Club Table Tennis Algebra Level 3 – Invitation only 	<ul style="list-style-type: none"> Sports Hall/ Astro 608 602 Gym 407 	<ul style="list-style-type: none"> HR/MHO DF GC GEA/JDA MAS
TUESDAY	<ul style="list-style-type: none"> Wheelchair Basketball Club (invitation only) 	<ul style="list-style-type: none"> Sports Hall 	<ul style="list-style-type: none"> SCU
WEDNESDAY	<ul style="list-style-type: none"> Homework Club Girls Football Choir Football YR 9/10 BSL club 	<ul style="list-style-type: none"> 608 Astro 402 Field 803 	<ul style="list-style-type: none"> DTU External EC GEA/JDA DCR
THURSDAY	<ul style="list-style-type: none"> GCSE Art catch up KS4 Homework Club Football YR 7/8 Music Club All years KS4 Dance Sewing Club KS3 	<ul style="list-style-type: none"> 609 608 Field 402 DS 607 	<ul style="list-style-type: none"> LS NM GEA/JDA AM SMT KC
FRIDAY	<ul style="list-style-type: none"> Climbing 	<ul style="list-style-type: none"> Gym 	<ul style="list-style-type: none"> LS



**EXTRA
CURRICULAR
CLUBS
AUTUMN
3PM-4PM**




MESSAGES HOME



Maths home learning is set every week on Sparx maths. Here is a reminder of how to access Sparx. Click on the link here

[Sparx Maths](#)

Select



Student

Select your school and then click on

Log in to Sparx using Microsoft

Your username and password are the same as your school log in

- Complete your compulsory homework first
- Then XP boost and Target for more XP
- Want more? Try the Independent Learning and select a topic of your choice

Struggling to get online? Unsure how to help?

Mrs Burton is available for support with Sparx in Room 406 on Thursdays after school and Wednesday morning before lineups in 403



HOME LEARNING



Our Families ▾ Contact Us

Admissions & Transitions

Term Dates Calendar


News & Letters

ParentPay

School Uniform

School Lunches

School Day



THE VANGUARD

REVISION GUIDE BUNDLE

GET ALL THE GUIDES YOU
NEED FOR EVERY SUBJECT

JUST £30!

(80% discount)

*Race to
Exceptional*

Families should regularly visit our website on the link above.

KNOWLEDGE ORGANISERS



1. A TERMLY OVERVIEW OF KEY LEARNING.
2. KEY VOCABULARY LINKED TO STUDY.
3. REFERENCES TO ADDITIONAL LEARNING.
4. QUESTIONS TO CHECK & CHALLENGE YOUR LEARNING.



**GUIDANCE FOR STUDENTS & FAMILIES TO SUPPORT
STUDY THROUGHOUT THEIR NEWSOME CAREER JOURNEY...**



Independent learning will be set as per the timetable below for each year group to ensure it is spread out across the week. Failure to complete homework to an acceptable standard will be recorded on ClassCharts.

	Monday	Tuesday	Wednesday	Thursday	Friday
Year 7*	7NEW MFL	English	Science	Maths	7SOM MFL
Year 8*	8NEW MFL	8SOM MFL	Maths	English	Science
Year 9*	MFL	Science	English		Maths
Year 10	English Option C	Maths	MFL Option D	Science	Hums
Year 11	Maths	MFL Option D	English	Hums Option C	Science

- Due to A/B Week timetables, classes in Years 7-9 will receive Hums and VTC homework at different times each week.



HOMEWORK CALENDAR





WE OFFER A RANGE OF CLUBS FOR FUN AND LEARNING THAT STUDENTS CAN TAKE ADVANTAGE OF...

Extra-Curricular Activities: Autumn Term 2 24/25 (3-4pm)

DAY	CLUB	LOCATION	STAFF	P6 Wk A	P6 Wk B
MONDAY	<ol style="list-style-type: none"> Netball - Y7 – 10 Homework Club Cooking Club Fitness Algebra L3 – Invite only 	<ol style="list-style-type: none"> Sportshall/Astro 608 602 Fitness suite 407 	<ol style="list-style-type: none"> HRA/MHO DTU GCO GEA/JDA MAS 	MFL BUSINESS	HISTORY GEOGRAPHY
TUESDAY	<ol style="list-style-type: none"> Wheelchair Basketball – Invite only 	<ol style="list-style-type: none"> Sports hall 	<ol style="list-style-type: none"> SCU 	ENGLISH	ENGLISH
WEDNESDAY	<ol style="list-style-type: none"> Homework Club Girls Football Choir Basketball BSL Club Math Club 	<ol style="list-style-type: none"> 608 Astro 402 Sports hall 803 407 	<ol style="list-style-type: none"> DTU External ECO GEA/JDA DCR MAS 	MATHS	MATHS
THURSDAY	<ol style="list-style-type: none"> GCSE Art – KS4 only Homework Club Basketball Music Club Cheerleading 	<ol style="list-style-type: none"> 609 60 Sports hall 402 Dance Studio 	<ol style="list-style-type: none"> LSN NMA GEA/JDA AMC SMT 	SCIENCE	SCIENCE
FRIDAY	<ol style="list-style-type: none"> Climbing Club 	<ol style="list-style-type: none"> Gym 	<ol style="list-style-type: none"> LST 	OPTION C	OPTION B



**EXTRA
CURRICULAR
CLUBS**

**AUTUMN
3PM-4PM**





Here is a reminder of the resources that are on offer to you whilst learning at home. Students are lucky enough to get above and beyond that of most schools and it's important these are taken advantage of for success.

KEY STAGE 3 (YEARS 7,8,9)

KNOWLEDGE ORGANISERS

This is broken down per each half term and contain content and questions to work from home on.

HOMEWORK SCHEDULE

This supports time management at home and a guide for Teachers so work issuing is not given all in one go.

KEY STAGE 4 (YEARS 10& 11)

EXAM BOARD LIST

The list on the previous page offers guidance of the vast range of online resources such as past papers etc. This should be used as a guide.

REVISION GUIDES

ALL students have/will been given **FREE** guides which they should have at home. There's no excuses for loss

WIDER SUPPORT

ADDITIONAL SOFTWARE LINKS | WELLBEING APPS | INDEPENDANT STUDY GUIDES



HOME LEARNING





Your Term 1 Curriculum Key Vocabulary

YEAR 7 RECALL

- Here's what you have learnt during this term in your core subjects.
- These are the key terms that you should test yourself on so you can store in your memory bank and recall in your end-of year exams.
- All the answers and explanations to these are in your [Knowledge Organisers](#).

English The Lion King The Lion, The Witch & The Wardrobe	Maths Operations & Place Value	Science Scientific Skills
<ol style="list-style-type: none">1. Narrative2. Exposition3. rising action4. Climax5. Falling action6. Denouement7. Character8. Protagonist9. Antagonist10. Juxtaposition11. Metaphor12. Simile13. Personification14. Onomatopoeia15. Repetition16. Alliteration17. Hero18. Villain19. Setting	<ol style="list-style-type: none">1. Approximate2. Integer3. Range4. Median5. Place value6. Significant Figure7. Coefficient8. Function9. Operation10. Inverse11. Expression12. Equation	<ol style="list-style-type: none">1. Prediction2. Hypothesis3. Independent Variable4. Dependent Variable5. Control Variables6. Hazard7. Risk Assessment8. Method9. Conclusion10. Evaluation11. Accurate12. Precise13. Reproducible14. Anomaly15. Prediction



Your Term 1 Curriculum Key Vocabulary

YEAR 8 RECALL

- Here's what you have learnt during this term in your core subjects.
- These are the key terms that you should test yourself on so you can store in your memory bank and recall in your end-of year exams.
- All the answers and explanations to these are in your [Knowledge Organisers](#).

English Romeo & Juliet	Maths Proportional Reasoning	Science Scientific Skills
<ol style="list-style-type: none">1. Prologue2. Amorous3. Adversary4. Ancient5. Bondage6. Brawl7. Canker8. Civil9. Conflict10. Counsel11. Disposition12. Esteem13. Fray14. Feud15. Grudge16. Bauble17. Drivel18. Garish19. Livery20. Portentous21. Patriarchy22. Stint23. Shift24. Unrequited25. Unscrupulous	<ol style="list-style-type: none">1. Ratio2. Scale3. Coordinate4. Origin5. Parallel6. Gradient7. Intercept8. Correlation9. Line of best fit10. Outlier11. Frequency12. Probability/ chance13. Currency	<ol style="list-style-type: none">1. Prediction2. Hypothesis3. Independent Variable4. Dependent Variable5. Control Variables6. Hazard7. Risk Assessment8. Method9. Conclusion10. Evaluation11. Accurate12. Precise13. Reproducible14. Anomaly15. Prediction



Your Term 1 Curriculum Key Vocabulary

YEAR 9 RECALL


- Here's what you have learnt during this term in your core subjects.
- These are the key terms that you should test yourself on so you can store in your memory bank and recall in your end-of year exams.
- All the answers and explanations to these are in your [Knowledge Organisers](#).

English Blood Brothers	Maths Reasoning with Algebra	Science	
<div>1. Abandon</div> <div>2. Adoption</div> <div>3. Aspiration</div> <div>4. Cynical</div> <div>5. Expectation</div> <div>6. Inequality</div> <div>7. Inferior</div> <div>8. Nature</div> <div>9. Nurture</div> <div>10. Manipulative</div> <div>11. Masculinity</div> <div>12. Politics</div> <div>13. Superior</div> <div>14. Superstition</div> <div>15. Social conscience</div> <div>16. Unrest</div> <div>17. Working class</div> <div>18. Upper Class</div> <div>19. Union</div> <div>20. Unemployment</div> <div>21. Welfare</div>	<div>1. Gradient</div> <div>2. Intercept</div> <div>3. Linear</div> <div>4. Aymptote</div> <div>5. Reciprocal</div> <div>6. Rearrange</div> <div>7. Solve</div> <div>8. 2D</div> <div>9. 3D</div> <div>10. Vertex</div> <div>11. Edge</div> <div>12. Face</div> <div>13. Cross-section</div> <div>14. Bisector</div>	<div>Breathing & Health<div>Organ</div><div>Organ System</div><div>Organism</div><div>Breathing system</div><div>Ventilation</div><div>Gas exchange</div><div>Alveoli</div><div>Asthma</div><div>Bronchitis</div><div>COPD</div><div>Carcinogen</div><div>Photosynthesis</div><div>Stomata</div></div>	<div>Pressure<div>Pressure</div><div>Force</div><div>Area</div><div>Newton</div><div>Pascal</div><div>Fluid</div><div>Particles</div><div>Collision</div><div>Volume</div><div>Liquid pressure</div><div>Gas pressure</div><div>Atmosphere</div><div>Atmospheric pressure</div><div>Altitude</div></div>
		<div>Earth Resources<div>1. Finite</div><div>2. Renewable</div><div>3. Resource</div><div>4. Reserves</div><div>5. Sustainability</div><div>6. Metals</div><div>7. Chemical Bonds</div><div>8. Reactivity Series</div><div>9. Displacement</div><div>10. Electrolysis</div><div>11. Reduce</div><div>12. Reuse</div><div>13. Recycle</div></div>	<div>Inheritance & Evolution<div>1. Biodiversity</div><div>2. Natural selection</div><div>3. Evolution</div><div>4. Extinction</div><div>5. Fossil record</div><div>6. DNA</div><div>7. Chromosome</div><div>8. Gene</div><div>9. Inherited characteristics</div><div>10. Allele</div><div>11. Dominant</div><div>12. Recessive</div><div>13. Genotype</div></div>
		<div>Machines<div>1. Force</div><div>2. Newton</div><div>3. Simple machine</div><div>4. Pulley</div><div>5. Axle</div><div>6. Screw</div><div>7. Lever</div><div>8. Inclined plane</div><div>9. Moments</div><div>10. Pivot</div><div>11. Work done</div><div>12. Hooke's Law</div><div>13. Extension</div><div>14. Directionally proportional</div></div>	

THIS WEEK'S SEMINAR



LEARNING SYSTEMS & ROUTINES



Areas that will be tightened up

- Corridor routines
- Classroom routines
- PRIDE in Work
- 'Green Line' Area

BEHAVIOUR

TEACHING

Congregation
Routines

Work Pride
Routines

Corridor
Routines

Language
Routines

Behaviour
Routines

Lesson
Routines

Exceptional Routines

A sequence of actions regularly followed.

"Routines help create a sense of familiarity"

"Routines support my learning"

"Routines prepare me for employment"

"It's what we do at Newsome"

ATTITUDES

LEARNING





Walk in no more than 2 wide file
Purposefully & Professionally



Walk calmly & quietly
Not causing disruption to ongoing lessons.



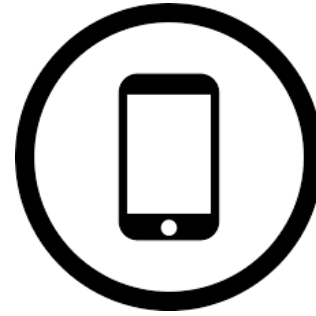
Walk on the left
Not going over the white line to allow for flow of traffic.



Track the direction of travel
Face the way you are walking.



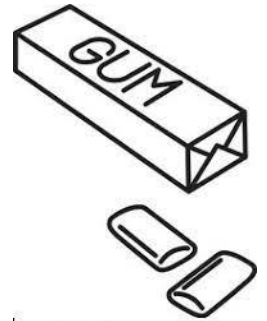
Walk purposefully/ Do not congregate
Go straight to your destination.



No mobile phones
If seen/heard - it's taken.



No outdoor clothing
No outdoor clothing inside the building. Even if you are heading outside.



No chewing Gum
Anytime, anywhere on site (outside & in)



Exceptional
★★★★★


Corridor Routines

We will have a green-line to make this clear for everyone.

These will be located outside Student Services & The Canteen Entrance.



Mistake



Write in blue or black ink
Professional standards.

Use a ruler to underline dates and titles and draw all lines
Showing care with your work.

Pictures, diagrams, graphs and tables in pencil.
Allowing for mistakes to be easily corrected.

Cross mistakes out once.
Mistakes are fine – it is how you correct them that matters.

No graffiti.
You will need to get rid of it from your work in your own time.

Worksheets stuck in neatly.
In the order that have been completed in.

Neat handwriting.
Always trying to present your work in the best way.


Complete all work set.
To the best of your ability.



Exceptional
★★★★★

Work Pride Routines

Pride in work should be shown by all students



Greet your teacher at the door.
Professional Conduct.



Enter the classroom quietly.
Not causing disruption to others.



Put your equipment on the desk.
Be ready to learn immediately.



Start the activate task.
This will be ready for you as you enter the classroom..



Answer the register.
Do not talk while others are answering.



Pack away when directed to by the teacher.
Prompt and sensible.



Stand behind your chair when you've packed away.
Await further instructions.



Wait in silence to be dismissed.
Your teacher will do this promptly if all other routines have been followed.



Move onto the corridors using the calm corridor routine.
Sensible always.



Exceptional
★★★★★

Lesson Routines

Entry and exit to all lessons should follow these routines.



Bells have been changed!

There will be a relaxed melody playing for the duration of transition. If you are not in your lesson by the end of this music – you are late!

The melody will play at the following bell times in order to aid transition to lessons:

- 9:10 – All transition to P1
- 10:10 – KS4 transition to P2
- 10:25 – KS3 transition to P2
- 11:30 – All transition to P3
- 12:30 – KS4 transition to P4
- 1:00 – KS3 transition to P4
- 2:00 – All transition to P5

When the music stops on your way to a lesson – you are late.

Also ensure you are properly equipped so teachers don't have to use the lesson sorting this out.