



FAMILY NEWS WEEKLY UPDATE

Exceptional



SCHOOL/STUDENT COMMUNICATION
HOME/SCHOOL COMMUNICATION



MESSAGES HOME



Families should regularly visit our website on the link above.

Our Families ▾ Contact Us

Admissions & Transitions

Term Dates Calendar

News & Letters

ParentPay

School Uniform

School Lunches

School Day

NEWSOME FAMILY UPDATE

COMMUNITY MEMO: YEAR 11 MARCH MOCK EXAMS 20TH FEBRUARY 2025

Year 11 students will be undertaking their second Mock Examinations starting on 3rd March. Your child is very aware of these, and their Teachers have been working tirelessly to prepare them for these. These important exams will further inform the groups, level of paper and overall progress in readiness for summer and indeed their future post 16 pathways. Please help up further promote preparation by following the guidance below.

- Refer to the Mock exam timetable on the next page.
- Support your child in attending the Period 6 revision that is offered every day.
- Ensure your child has their own personal revision timetable at home in which you can discuss with them.
- **Aid your child in further preparing for these exams by referring to the [Study Guide](#) document which has been referred to throughout this year.**

We wish all year 11 the very best for these important pre-examinations.



MESSAGES HOME



Families should regularly visit our website on the link above.

Our Families ▼ Contact Us

Admissions & Transitions

Term Dates Calendar

News & Letters

ParentPay

School Uniform

School Lunches

School Day

NEWSOME FAMILY UPDATE

	9.00 Start	9:10 60m	P1	10.10 60m	P2	11.10 Break	11.30 60m	P3	12.30 60m	P4	13.30 Lunch	P5
Mon 3/3/2025		Combined Science Biology - Paper 1 (2 x topics) & Paper 2 (1hr 30m) Separate Biology - Paper 1 & 2 Bespoke (1hr 45m)			Extra time (20m)	To lesson		History - Paper 1 (1hr 20m)		Extra time (20m)	To lesson	
Tue 4/3/2025		RE- Paper 1 (1hr 45m)			Extra time (25m)	To lesson		Geography - Paper 1 (1hr 30m)		Extra time (20m)	To lesson	MFL - French - Listening (F=35m H=45)
Wed 5/3/2025		English - Language - Paper 1 (1hr 45m)			Extra time (25m)	To lesson		Maths - Paper 1 (1hr 30m)		Extra time (20m)	To lesson	
Thur 6/3/2025		English - Literature - Paper 1 (1hr 45m)			Extra time (25m)	To lesson		Business (1hr 30m)		Extra time (20m)	To lesson	
Fri 7/3/2025		Combined Science Chem - Paper 1 (2 x topics) & Paper 2 (1hr 30m) Separate Chem - Paper 1 & 2 Bespoke (1hr 45m)			Extra time (20m)	To lesson		Computing (1hr 30m)		Extra time (20m)	To lesson	
								MFL - French - Reading Paper (F=45m H=60)		Extra time (15m)	To lesson	

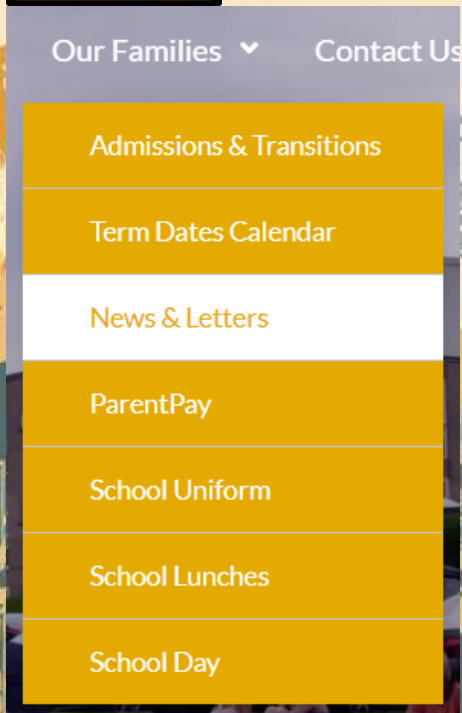
	9.00 Start	9:10 60m	P1	10.10 60m	P2	11.10 Break	11.30 60m	P3	12.30 60m	P4	13.30 Lunch	P5
Mon 10/3/2025		Maths - Paper 2 (1hr 30m)			Extra time (20m)	To lesson		Geography- Paper 2 (1hr 30m)		Extra time (20m)	To lesson	
Tue 11/3/2025		RE - Paper 2 (1hr 45m)			Extra time (25m)	To lesson		MFL - French - Writing Paper (F = 1hr 15m H = 1hr 20m)		Extra time (18m)	To lesson	
Wed 12/3/2025		Combined Science Physics - Paper 1 (2 x topics) & Paper 2 (1hr 30m) Separate Physics - Paper 1 & 2 Bespoke (1hr 45m)			Extra time (20m)	To lesson		Health (1hr 30m)		Extra time (20m)	To lesson	
Thur 13/3/2025		History - Paper 2 (1hr 50m)			Extra time (20m)	To lesson		Food (1hr 30m)		Extra time (20m)	To lesson	
Fri 14/3/2025		Maths - Paper 3 (1hr 30m)			Extra time (20m)	To lesson		Geography- Paper 3 (45m)		Extra time (10m)	To lesson	

	9.00 Start	9:10 60m	P1	10.10 60m	P2	11.10 Break	11.30 60m	P3	12.30 60m	P4	13.30 Lunch	P5
Mon 17/3/2025		Art (Controlled Assessment)						Art (Controlled Assessment)				Art (Controlled Assessment)
Tue 18/3/2025		Statistics - Paper (1hr 30m)			Extra time (20m)	To lesson						

MESSAGES HOME



Families should regularly visit our website on the link above.



NEWSOME FAMILY UPDATE

IMPORTANT Communication System Update – My Child at School

Thursday 30th January

Dear parents and carers,

We are writing to inform you of an important update regarding our online platform for student information and communication. We have decided to transition from the SIMs and ClassCharts platform to a new system called Bromcom. This change is part of our ongoing effort to improve the efficiency and quality of the information we provide you by having everything you need in one place. Bromcom will offer enhanced features and a more user-friendly experience, which we believe will greatly benefit both families and students. The app itself is called My Child At School (or MCAS) and is available on both iOS and Android devices, as well as being accessible via their website from your internet browser. We will be using the MCAS system for ALL future communications, parents' evening booking and rewards/behaviour monitoring, so please make sure you follow the below steps to sign-up. We recommend **downloading the MCAS app (My Child at School)** as this gives you everything you need in a user-friendly format.

- Download the MCAS parent app or login at: <http://www.mychildatschool.com>
- Follow the set-up instructions below.
- Click on **PARENT SIGN UP** and enter the school ID: **15191** or Postcode: **HD4 6JN**

- Enter your email address (this MUST be the email address we have on record for you and you MUST have parental responsibility).
- If you have not registered an email address or have changed your email, you MUST get in touch with us as soon as possible to update your details. You cannot register without it.

- Enter your email address (this MUST be the email address we have on record for you and you MUST have parental responsibility).
- If you have not registered an email address or have changed your email, you MUST get in touch with us as soon as possible to update your details. You cannot register without it.

Please don't hesitate to contact us by phone or email if you are having any technical issues or to update your email address:

office@newsomeacademy.co.uk (01484 516712)

CALENDAR

6 WEEKS

UNTIL

NEXT

BREAK

2025						
January	February	March	April	May	June	July
1 We <small>New Year's Day</small>	1 Sa	1 Sa			1 Su	1 Tu
2 Th	2 Su	2 Su			2 Mo	2 We
3 Fr	3 Mo	3 Mo			3 Tu	3 Th
4 Sa	4 Tu	4 Tu			4 We	4 Fr
5 Su	5 We	5 We		5 Mo <small>Bk. Hol.</small>	5 Th	5 Sa
6 Mo	6 Th	6 Th	6 Su	6 Tu	6 Fr	6 Su
7 Tu	7 Fr	7 Fr	7 Mo	7 We	7 Th	7 Sa
8 We	8 Sa	8 Sa	8 Tu	8 Th	8 Fr	8 Su
9 Th	9 Su	9 Su	9 We	9 Fr	9 Sa	9 Mo
10 Fr	10 Mo	10 Mo	10 Th	10 Sa	10 Su	10 Tu
11 Sa	11 Tu	11 Tu	11 Fr	11 Su	11 Mo	11 We
12 Su	12 We	12 We	12 Sa	12 Mo	12 Th	12 Sa
13 Mo	13 Th	13 Th	13 Su	13 Tu	13 Fr	13 Su
14 Tu	14 Fr	14 Fr	14 Mo	14 We	14 Sa	14 Mo
15 We	15 Sa	15 Sa	15 Tu	15 Th	15 Su	15 Tu
16 Th	16 Su	16 Su	16 We	16 Fr	16 Mo	16 We
17 Fr	17 Mo	17 Mo	17 Th	17 Sa	17 Tu	17 Th
18 Sa	18 Tu	18 Tu	18 Fr <small>Good Friday</small>	18 Su	18 We	18 Fr
19 Su	19 We	19 We	19 Sa	19 Mo	19 Th	19 Sa
20 Mo	20 Th	20 Th	20 Su	20 Tu	20 Fr	20 Su
21 Tu	21 Fr	21 Fr	21 Mo <small>Easter Monday</small>	21 We	21 Sa	21 Mo
22 We	22 Sa	22 Sa	22 Tu	22 Th	22 Su	22 Tu
23 Th	23 Su	23 Su	23 We	23 Fr	23 Mo	23 We
24 Fr	24 Mo	24 Mo	24 Th	24 Sa	24 Tu	24 Th
25 Sa	25 Tu	25 Tu	25 Fr	25 Su	25 We	25 Fr
26 Su	26 We	26 We	26 Sa	26 Mo <small>Spring Bk. Hol.</small>	26 Th	26 Sa
27 Mo	27 Th	27 Th	27 Su	27 Tu	27 Fr	27 Su
28 Tu	28 Fr	28 Fr	28 Mo	28 We	28 Sa	28 Mo
29 We		29 Sa	29 Tu	29 Th	29 Su	29 Tu
30 Th		30 Su	30 We	30 Fr	30 Mo	30 We
31 Fr		31 Mo	31 Th	31 Sa		31 Th

Y11 MOCK EXAMS

Y11 REAL EXAMS

Y7-10 YEAR END EXAMS

WE ARE HERE

GCSEs START 12TH MAY
 GCSE results day in 2025 is Thursday, August 21 when you collect your results

HALF-TERM EXCEPTIONAL EDUCATIONAL ORGANISATION

Facilitate your child's memory development by:

- Looking through our [Curriculum Plans](#) to see the bigger picture.
- Going through the [Study Support Pack](#) with you.
- Going through the [Knowledge Organisers](#) and testing your knowledge



SCHOOL/STUDENT COMMUNICATION
HOME/SCHOOL COMMUNICATION

WEEK 1 – WEEK STARTING 24TH FEBRUARY

- PRIDE IN BOOKS

MONDAY	WHOLE SCHOOL SEMINAR: ROUTINES (CHA) Y8-11 – KNIFE CRIME AWARENESS SEMINARS
TUESDAY	NRT TESTS – Y11 P1/2 (SELECTED STUDENTS ONLY)
WEDNESDAY	ROUTINE CHECK
THURSDAY	ROUTINE CHECK
FRIDAY	RAMADAN BEGINS SATURDAY 1 ST MARCH

WE
ARE
HERE

WEEK 2 – WEEK STARTING 3RD MARCH

- KNOWLEDGE ORGANISER CHECK

MONDAY	WHOLE-SCHOOL SEMINAR: RAMADAN (KST) (IN TEAMS)
TUESDAY	CAREERS WEEK
WEDNESDAY	CAREERS WEEK
THURSDAY	WORLD BOOK DAY
FRIDAY	SPIN EVENT – BIGGEST EVER FOOTBALL DAY

Y11 MOCKS
WEEK 1

WEEK 3 – WEEK STARTING 10TH MARCH

- EXCEPTIONAL ROUTINES

MONDAY	WHOLE SCHOOL SEMINAR: NO LABELS (AHA) (IN TEAMS) THE BIG SING
TUESDAY	SPIN EVENT – YEAR 2 MULTI-SKILLS
WEDNESDAY	Y9 NATIONAL CAREERS CHALLENGE
THURSDAY	SPIN EVENT – AIM ACADEMY
FRIDAY	ROUTINE CHECK

Y11 MOCKS
WEEK 2

WEEK 4 – WEEK STARTING 17TH MARCH

Y11 MOCKS
WEEK 3

MONDAY	WHOLE SCHOOL SEMINAR: RED NOSE DAY (KST/SMI)
TUESDAY	ROUTINE CHECK
WEDNESDAY	ROUTINE CHECK
THURSDAY	SPIN EVENT – U11 NETBALL TOURNAMENT
FRIDAY	COMIC RELIEF & WORLD MATHS DAY on Sunday

WEEK 5 – WEEK STARTING 24TH MARCH

- EXCEPTIONAL PRIDE IN BOOKS

MONDAY	WHOLE SCHOOL SEMINAR: EASTER (SBE)
TUESDAY	YEAR 11 ACHIEVEMENT EVENING
WEDNESDAY	ROUTINE CHECK
THURSDAY	YEAR 8 PROGRESS EVENING YEAR 11 GCSE EVENING
FRIDAY	EID – SUNDAY 30TH/MONDAY 31ST

WEEK 6 – WEEK STARTING 31ST MARCH

MONDAY	WHOLE SCHOOL SEMINAR: STAY SAFE AT EASTER (AHA)
TUESDAY	ROUTINE CHECK
WEDNESDAY	ROUTINE CHECK
THURSDAY	ROUTINE CHECK
FRIDAY	DC2 REPORTS SENT HOME

WE OFFER A RANGE OF CLUBS FOR FUN AND LEARNING THAT STUDENTS CAN TAKE ADVANTAGE OF...

Extra-Curricular Activities: Spring Term 2 24/25 (3-4pm)


DAY	CLUB	LOCATION	STAFF	P6 Wk A	P6 Wk B
MONDAY	<ol style="list-style-type: none"> 1. Netball - Y7 – 10 2. Homework Club 3. Cooking Club 4. DOFE 5. Algebra L3 Drop In – yr10 invite only 	<ol style="list-style-type: none"> 1. Sportshall/Astro 2. 608 3. 602 4. 402 5. 407 	<ol style="list-style-type: none"> 1. HRA/MHO 2. DTU 3. GCO 4. GEA/JDA 5. MAS 	MFL BUSINESS	HISTORY GEOGRAPHY
TUESDAY	<ol style="list-style-type: none"> 1. Wheelchair Basketball – Invite only 	<ol style="list-style-type: none"> 1. Sports hall 	<ol style="list-style-type: none"> 1. SCU 	ENGLISH	ENGLISH
WEDNESDAY	<ol style="list-style-type: none"> 1. Homework Club 2. Girls Football 3. Choir 4. Cricket Nets 5. BSL Club 6. Computing Club 	<ol style="list-style-type: none"> 1. 608 2. Astro 3. 402 4. Sports hall 5. 803 6. 608 	<ol style="list-style-type: none"> 1. DTU 2. External/HHI 3. ECO 4. JDA 5. DCR 6. OMO 	MATHS	MATHS
THURSDAY	<ol style="list-style-type: none"> 1. GCSE Art – KS4 only 2. Homework Club 3. Trampolineing 4. Music Club 5. Cheerleading 6. Sparx Club 7. Photography Support Yr 10 ONLY 	<ol style="list-style-type: none"> 1. 609 2. 60 3. Gym 4. 402 5. Dance Studio 6. 406 7. 601 	<ol style="list-style-type: none"> 1. LSN 2. NMA 3. JDA/GEA/HR 4. AMC 5. SMT 6. EBU 7. AME 	SCIENCE	SCIENCE
FRIDAY	<ol style="list-style-type: none"> 1. Creative Club- RM, Textiles, Art 2. Badminton 3. Climbing 	<ol style="list-style-type: none"> 1. 607 2. Sports hall 3. Gym 	<ol style="list-style-type: none"> 1. AME/LMA 2. HRA 3. LST 	OPTION C	OPTION B



EXTRA CURRICULAR CLUBS

3PM-4PM





Independent learning will be set as per the timetable below for each year group to ensure it is spread out across the week. Failure to complete homework to an acceptable standard will be recorded on ClassCharts.


	Monday	Tuesday	Wednesday	Thursday	Friday
Year 7*	7NEW MFL	English	Science	Maths	7SOM MFL
Year 8*	8NEW MFL	8SOM MFL	Maths	English	Science
Year 9*	MFL	Science	English		Maths
Year 10	English Option C	Maths	MFL Option D	Science	Hums
Year 11	Maths	MFL Option D	English	Hums Option C	Science

- Due to A/B Week timetables, classes in Years 7-9 will receive Hums and VTC homework at different times each week.



HOMEWORK CALENDAR





Here is a reminder of the resources that are on offer to you whilst learning at home. Students are lucky enough to get above and beyond that of most schools and it's important these are taken advantage of for success.

KEY STAGE 3 (YEARS 7,8,9)

KNOWLEDGE ORGANISERS

This is broken down per each half term and contain content and questions to work from home on.

HOMEWORK SCHEDULE

This supports time management at home and a guide for Teachers so work issuing is not given all in one go.

KEY STAGE 4 (YEARS 10& 11)

EXAM BOARD LIST

The list on the previous page offers guidance of the vast range of online resources such as past papers etc. This should be used as a guide.

REVISION GUIDES

ALL students have/will been given **FREE** guides which they should have at home. There's no excuses for loss

WIDER SUPPORT

ADDITIONAL SOFTWARE LINKS | WELLBEING APPS | INDEPENDANT STUDY GUIDES



HOME LEARNING





**Newsome
Academy**



Attendance Matters		
100%	0 DAYS	0 LESSONS MISSED
99%	1 DAY	5 LESSONS MISSED
98%	3 DAYS	15 LESSONS MISSED
97%	1 WEEK	25 LESSONS MISSED
96%	1.5 WEEKS	35 LESSONS MISSED
94%	2 WEEKS	50 LESSONS MISSED
93%	2.5 WEEKS	65 LESSONS MISSED
92%	3 WEEKS	75 LESSONS MISSED
90%	3.5 WEEKS	90 LESSONS MISSED

Current Whole school to date = 93.4%

WEEKLY WINNERS!!!!

Year 7 – CRI

Year 8 – EBU

Year 9 – SJO

Year 10- AMC

Year 11- EGA

BEST Year group = Year 7 - 94.4%



THIS WEEK'S SEMINAR



Routines



BEHAVIOUR

TEACHING



Congregation Routines



Work Pride Routines



Corridor Routines



Language Routines



Behaviour Routines



Lesson Routines

Exceptional

Routines

A sequence of actions regularly followed.

- "Routines help create a sense of familiarity"
- "Routines support my learning"
- "Routines prepare me for employment"

"It's what we do at Newsome"

ATTITUDES

LEARNING




Line up in the morning where your team leader is stood.
Straight line, tracking forward.



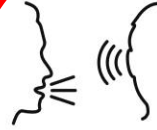
Sit in teams in alphabetical order.
This will mean the place you sit in will never change.



Coats, bags and scarves should be on the floor or on the back of your chair.
Mirroring professional conduct.



Signal for silence.
Raise your hand and fall silent.



Actively listen.
Track the speaker, sit up and pay attention.



Do not talk or engage in any inappropriate behaviour.
Important messages are delivered in these seminars and your conduct should reflect this.



Wait until your row is dismissed.
Stand up and sensibly follow your row.



Go straight to your lesson, do not congregate at the door.
In the direction you are told to by the pastoral team.



Exceptional
★★★★★

Congregation Routines


Entry and exit to all seminars will follow the congregation routines



Coats, bags and scarves should be on the floor or on the back of your chair.

Mirroring professional conduct.

- Coats and scarves are not blankets – do not put them over your knee.
- All the items listed need to be placed on the back of your chair or on the floor straight away. A member of staff should not need to ask.



Signal for silence.

Raise your hand and fall silent.

- Raise your hand fully in the end AND stop talking.
- You only lower your hand when you are told 'hands down'.



Actively listen.

Track the speaker, sit up and pay attention.

- Pupils should be looking at the speaker – respect.
- Everyone should be sat professionally.



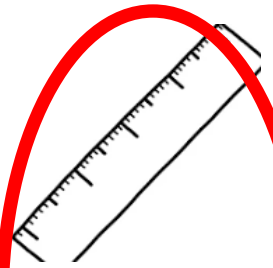
Exceptional
★★★★★

Congregation Routines

Entry and exit to all seminars will follow the congregation routines



Write in blue or black ink
Professional standards.




Use a ruler to underline dates and titles and draw all lines
Showing care with your work.



Pictures, diagrams, graphs and tables in pencil.
Allowing for mistakes to be easily corrected.

Mistake

Cross mistakes out once.
Mistakes are fine - it is how you correct them that matters.



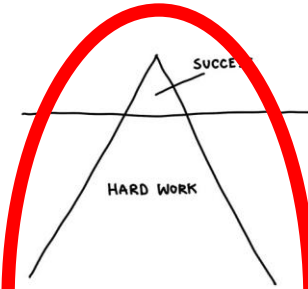
No graffiti.
You will need to get rid of it from your work in your own time.



Worksheets stuck in neatly.
In the order that have been completed in.



Neat handwriting.
Always trying to present your work in the best way.



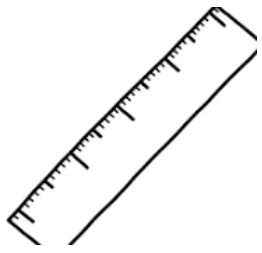
Complete all work set.
To the best of your ability.



Exceptional
★★★★★

Work Pride Routines

Pride in work should be shown by all students



Use a ruler to underline dates and titles and draw all lines
 Showing care with your work.

- Do not draw a line without a ruler.
- This should be completed at the start of the lesson.



Pictures, diagrams, graphs and tables in pencil.
 Allowing for mistakes to be easily corrected.

- Any drawings must be completed in pencil.
- Annotations can be in pen.

Mistake

Cross mistakes out once.
 Mistakes are fine – it is how you correct them that matters.

- Too many mistakes are scribbled out.
- One line through the mistake – this shows that you are editing your own work.



Complete all work set.
 To the best of your ability.

- Do not pack away until your work is completed.
- You should try hard in all lessons and adopt a positive attitude.



Exceptional
 ★★★★★

Work Pride Routines

Pride in work should be shown by all students

Greet your teacher at the door.
Professional Conduct.

Enter the classroom quietly.
Not causing disruption to others.

Put your equipment on the desk.
Be ready to learn immediately.

Start the activate task.
This will be ready for you as you enter the classroom..

Answer the register.
Do not talk while others are answering.

Pack away when directed to by the teacher.
Prompt and sensible.

Stand behind your chair when you've packed away.
Await further instructions.

Wait in silence to be dismissed.
Your teacher will do this promptly if all other routines have been followed.

Move onto the corridors using the calm corridor routine.
Sensible always.



Exceptional
★★★★★

Lesson Routines

Entry and exit to all lessons should follow these routines.



Greet your teacher at the door.
Professional Conduct.



Enter the classroom quietly.
Not causing disruption to others.



Put your equipment on the desk.
Be ready to learn immediately.



Pack away when directed to by the teacher.
Prompt and sensible.

- Look at your teacher when you are walking into the room.
- Say hello to them when you walk into the room.

- Sit down without talking.
- Do not engage in unnecessary conversation with your friends.

- You need to be ready to complete your activate.
- This will stop unnecessary wasted time and disruption.

- Do not pack away when you think it is time to pack away.
- Wait for the teacher, this will limit wasted time at the end of the lesson.



Exceptional
★★★★★

Lesson Routines

Entry and exit to all lessons should follow these routines.



Do not talk whilst the staff member is talking
Listen respectfully



Appropriate contact only
Do not hold hands or drape arms over others




Sit professionally
No head on desk/table or slouching



Communicate appropriately
As instructed in lesson depending on learning mode




Follow instructions from ALL staff first time
Do not argue with any instruction given



No mobile phones
Adhere to the green line rule. If seen/heard - it's taken.



Respect the Academy environment
Put litter in the bin, do not graffiti, do not damage furniture.



No chewing Gum
Anytime, anywhere on site (outside & in)



Exceptional
★★★★★

Behaviour Routines

To support each other, all staff must follow the behaviour routines



Appropriate contact only

Do not hold hands or drape arms over others



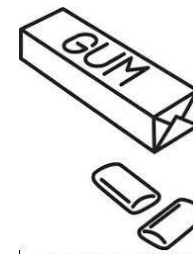
Sit professionally

No head on desk/table or slouching

1st

Follow instructions from ALL staff first time

Do not argue with any instruction given



No chewing Gum

Anytime, anywhere on site (outside & in)

- Do not walk around the corridors hugging your friends.
- We are in a professional environment, therefore hand folding is not appropriate.

- You should sit up properly in your chair.
- You body language should be positive and engaged.

- Whatever you are asked to do is for the safety and wellbeing of everyone – do as staff members ask straight away always/


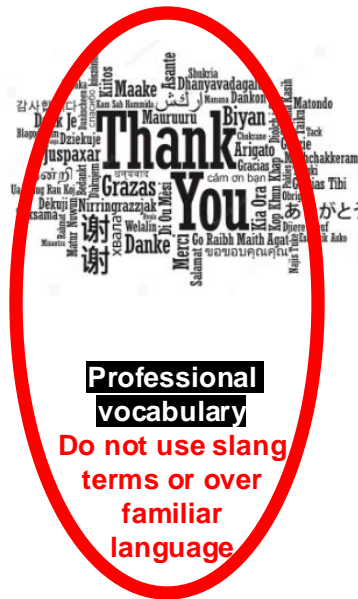
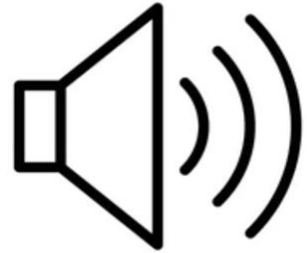
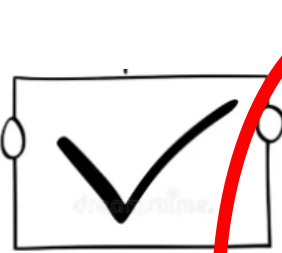
- Too many pupils are still chewing.
- This is not allowed at any time in the academy.



Exceptional
★★★★★

Behaviour Routines

To support each other, all staff must follow the behaviour routines



Positive framing.
Using positive language eg 'Thank you to the 80% of pupils who are paying attention.'

'Hands up, tracking me.'
Signal with hands up for silence and pupils track the staff member speaking.

Active listening.
Sitting up, looking at the staff member speaking.

Calm and purposeful.
Professional conduct – No shouting, running, slow actions.

Appropriate volume
No unnecessary shouting or raised voices

Professional vocabulary
Do not use slang terms or over familiar language

Using subject specific vocabulary in lessons
Demonstrate aspiration always

Speak in full sentences
Always demonstrating our fantastic oracy skills.



Exceptional
★★★★★

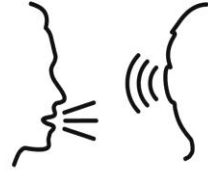
Language Routines

All staff are to use Academy language at all times



**'Hands up,
tracking me.'**

Signal with hands up for silence and pupils track the staff member



Active listening.

Sitting up, looking at the staff member speaking.



Professional vocabulary

Do not use slang terms or over familiar language



Speak in full sentences

Always demonstrating your fantastic oracy skills.

- Your hand should be fully in the air when the teacher tasks.
- You need to stop talking at this point.

- It is polite to look at the person

- Do not draw a line without a ruler.
- This should be completed at the start of the lesson.

- Do not draw a line without a ruler.
- This should be completed at the start of the lesson.



Exceptional
★★★★★

Language Routines

All staff are to use Academy language at all times



Walk in no more than 2 wide file
 Purposefully & Professionally



Walk calmly & quietly
 Not causing disruption to ongoing lessons



Walk on the left
 Not going over the white line to allow for flow of traffic.



Track the direction of travel
 Face the way you are walking.




Walk purposefully/ Do not congregate
 Go straight to your destination.



No mobile phones
 Adhere to the green line rule. If seen/heard - it's taken.



No outdoor clothing
 No outdoor clothing inside the building. Even if you are heading outside.



No chewing Gum
 Anytime, anywhere on site (outside & in)



Exceptional
 ★★★★★

Corridor Routines

We will have a green-line to make this clear for everyone.

These will be located outside Student Services & The Canteen Entrance.



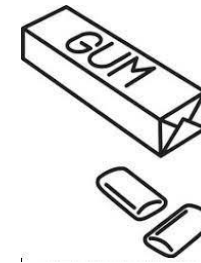
Walk calmly & quietly
 Not causing disruption to ongoing lessons.



Walk on the left
 Not going over the white line to allow for flow of traffic.



Track the direction of travel
 Face the way you are walking.



No chewing Gum
 Anytime, anywhere on site (outside & in)

- Do not draw a line without a ruler.
- This should be completed at the start of the lesson.

- Do not draw a line without a ruler.
- This should be completed at the start of the lesson.

- Do not draw a line without a ruler.
- This should be completed at the start of the lesson.

- Do not draw a line without a ruler.
- This should be completed at the start of the lesson.



Exceptional
 ★★★★★

Corridor Routines

We will have a green-line to make this clear for everyone.

These will be located outside Student Services & The Canteen Entrance.