



FAMILY NEWS WEEKLY UPDATE

Exceptional



SCHOOL/STUDENT COMMUNICATION
HOME/SCHOOL COMMUNICATION



MESSAGES HOME



Families should regularly visit our website on the link above.

Our Families ▾ Contact Us

Admissions & Transitions

Term Dates Calendar

News & Letters

ParentPay

School Uniform

School Lunches

School Day

NEWSOME FAMILY UPDATE



COMMUNITY MEMO: Return to ClassCharts

➤ 5TH MAY 2025

Dear Families

After a trial period of using our Bromcom system for behaviour, the decision has been made to return to ClassCharts.

As of Tuesday 6th May 2025 we will be using the ClassCharts system for recording all behaviours both positive and negative. This will mean that students and families will need to download the ClassCharts app in order to access any behaviour information.

Bromcom will still be fully in place for anything attendance based so please continue to use this app as well as using the ClassCharts app.

If you have any questions around accessing either our Bromcom or ClassCharts app please contact the main office at: office@newsomeacademy.co.uk

Thank you in advance and your support is appreciated.

The Newsome Family



CALENDAR

January	February	March	April	May	June
1 We <small>New Year's Day</small>	1 Sa	2 Su	3 Mo	4 Tu	5 We
2 Th	3 Mo	4 Tu	5 We	6 Th	7 Fr
3 Fr	6 Th	7 Fr	8 Sa	9 Su	10 Mo
4 Sa	8 Tu	9 We	10 Th	11 Fr	12 Sa
5 Su	10 Mo	11 Tu	12 We	13 Th	14 Fr
6 Mo	12 We	13 Th	14 Fr	15 Sa	16 Su
7 Tu	14 Fr	15 Sa	16 Su	17 Mo	18 Tu
8 We	16 Su	17 Mo	18 Tu	19 We	20 Th
9 Th	18 Tu	19 We	20 Th	21 Fr	22 Sa
10 Fr	20 Th	21 Fr	22 Sa	23 Su	24 Mo
11 Sa	22 Sa	23 Su	24 Mo	25 Tu	26 We
12 Su	24 Mo	25 Tu	26 We	27 Th	28 Fr
13 Mo	26 We	27 Th	28 Fr	29 Sa	30 Su
14 Tu	28 Fr	29 Sa	30 Su	1 Sa	2 Mo
15 We		31 Mo			
16 Th					
17 Fr					
18 Sa					
19 Su					
20 Mo					
21 Tu					
22 We					
23 Th					
24 Fr					
25 Sa					
26 Su					
27 Mo					
28 Tu					
29 We					
30 Th					
31 Fr					

Y11 MOCK EXAMS

Y7-10 YEAR END EXAMS

WE ARE HERE

Y11 REAL EXAMS

3 WEEKS

UNTIL

NEXT

BREAK

GCSEs START 1st MAY
GCSE results day in 2025 is Thursday, August 21 when you collect your results

HALF-TERM EXCEPTIONAL EDUCATIONAL ORGANISATION

Facilitate your child's memory development by:

- Looking through our [Curriculum Plans](#) to see the bigger picture.
- Going through the [Study Support Pack](#) with you.
- Going through the [Knowledge Organisers](#) and testing your knowledge



SCHOOL/STUDENT COMMUNICATION
HOME/SCHOOL COMMUNICATION

WEEK 1 – WEEK STARTING 21st April 2025

MONDAY	BANK HOLIDAY – School Closed
TUESDAY	Y11 French Speaking exams
WEDNESDAY	Y11 French Speaking exams Shakespeare Day
THURSDAY	Y11 French Speaking exams
FRIDAY	Y11 French Speaking exams

WEEK 2 – WEEK STARTING 28th April 2025

MONDAY	Whole school seminar - Routines
TUESDAY	
WEDNESDAY	Y10 Mock Interviews - LT
THURSDAY	Y10 Mock Interviews - LT
FRIDAY	

WEEK 3 – WEEK STARTING 5th May 2025

MONDAY	BANK HOLIDAY – School Closed
TUESDAY	
WEDNESDAY	Y11 Revision Timetable starts
THURSDAY	
FRIDAY	Y10 Innerscope trip to Canary Wharf

Y11 GCSEs

WE
ARE
HERE

WEEK 4 – WEEK STARTING 12th May

MONDAY	Whole School Seminar - Wellbeing
TUESDAY	Y7 Parents Evening
WEDNESDAY	Bronze D of E training
THURSDAY	
FRIDAY	

Y11 GCSEs

WEEK 5 – WEEK STARTING 19th May

MONDAY	Whole School Seminar – Culture Day
TUESDAY	
WEDNESDAY	
THURSDAY	Transition Evening 1
FRIDAY	Culture Day – non-uniform to represent your culture

Y11 GCSEs



WE OFFER A RANGE OF CLUBS FOR FUN AND LEARNING THAT STUDENTS CAN TAKE ADVANTAGE OF...

Extra-Curricular Activities: Summer Term 1 24/25 (3-4pm)

DAY	CLUB	LOCATION	STAFF	P6 Wk A	P6 Wk B
MONDAY	<ol style="list-style-type: none"> 1. Athletics - Y7 – 10 2. Homework Club 3. Cooking Club 4. DOFE 5. Algebra L3 Drop In – yr10 invite only 	<ol style="list-style-type: none"> 1. Field- Astro 2. 608 3. 602 4. 402 5. 407 	<ol style="list-style-type: none"> 1. HRA/SMT/GEA 2. DTU 3. GCO 4. GEA/JDA 5. MAS 	MFL BUSINESS	HISTORY GEOGRAPHY
TUESDAY	<ol style="list-style-type: none"> 1. Wheelchair Sports – Invite only 	<ol style="list-style-type: none"> 1. Sports hall 	<ol style="list-style-type: none"> 1. SCU 	ENGLISH	ENGLISH
WEDNESDAY	<ol style="list-style-type: none"> 1. Homework Club 2. Girls Football 3. Cricket Nets 4. BSL Club 5. Computing Club 6. Ukulele Club 7. Carnegie Reading Club 	<ol style="list-style-type: none"> 1. 608 2. Astro 3. Sports hall 4. 803 5. 608 6. 402 7. Library 	<ol style="list-style-type: none"> 1. DTU 2. External/LST 3. JDA 4. DCR 5. OMO 6. EC 7. DHA 	MATHS	MATHS
THURSDAY	<ol style="list-style-type: none"> 1. GCSE Art – KS4 only 2. Homework Club 3. Music Club 4. Rounders 5. Sparx Club 6. Photography Support Yr 10 ONLY 	<ol style="list-style-type: none"> 1. 609 2. 60 3. 402 4. Field – Astro 5. 406 6. 601 	<ol style="list-style-type: none"> 1. LSN 2. NMA 3. AMC 4. SMT/HRA/GEA 5. EBU 6. AME 	SCIENCE	SCIENCE
FRIDAY	<ol style="list-style-type: none"> 1. Climbing 	<ol style="list-style-type: none"> 1. Gym 	<ol style="list-style-type: none"> 1. LST 	OPTION C	OPTION B



EXTRA CURRICULAR CLUBS

3PM-4PM





Independent learning will be set as per the timetable below for each year group to ensure it is spread out across the week. Failure to complete homework to an acceptable standard will be recorded on ClassCharts.


	Monday	Tuesday	Wednesday	Thursday	Friday
Year 7*	7NEW MFL	English	Science	Maths	7SOM MFL
Year 8*	8NEW MFL	8SOM MFL	Maths	English	Science
Year 9*	MFL	Science	English		Maths
Year 10	English Option C	Maths	MFL Option D	Science	Hums
Year 11	Maths	MFL Option D	English	Hums Option C	Science

- Due to A/B Week timetables, classes in Years 7-9 will receive Hums and VTC homework at different times each week.



HOMEWORK CALENDAR





Here is a reminder of the resources that are on offer to you whilst learning at home. Students are lucky enough to get above and beyond that of most schools and it's important these are taken advantage of for success.

KEY STAGE 3 (YEARS 7,8,9)

KNOWLEDGE ORGANISERS

This is broken down per each half term and contain content and questions to work from home on.

HOMEWORK SCHEDULE

This supports time management at home and a guide for Teachers so work issuing is not given all in one go.

KEY STAGE 4 (YEARS 10& 11)

EXAM BOARD LIST

The list on the previous page offers guidance of the vast range of online resources such as past papers etc. This should be used as a guide.

REVISION GUIDES

ALL students have/will been given **FREE** guides which they should have at home. There's no excuses for loss

WIDER SUPPORT

ADDITIONAL SOFTWARE LINKS | WELLBEING APPS | INDEPENDENT STUDY GUIDES



HOME LEARNING

ALL KS3 students must have their Knowledge Organiser (KO) everyday. Students will gain positives for having their KO.





**Newsome
Academy**



Attendance Matters		
100%	0 DAYS	0 LESSONS MISSED
99%	1 DAY	5 LESSONS MISSED
98%	3 DAYS	15 LESSONS MISSED
97%	1 WEEK	25 LESSONS MISSED
96%	1.5 WEEKS	35 LESSONS MISSED
94%	2 WEEKS	50 LESSONS MISSED
93%	2.5 WEEKS	65 LESSONS MISSED
92%	3 WEEKS	75 LESSONS MISSED
90%	3.5 WEEKS	90 LESSONS MISSED

Current Whole school to date = 93.3%

WEEKLY WINNERS!!!!

Year 7 – GAU 98.26%

Year 8 – ADO 96.67%

Year 9 – IPA 98%

Year 10- GEA 97.83%

Year 11- EGA 97.86%

BEST Year group = Year 9 – 96.03%



THIS WEEK'S SEMINAR



ROUTINES REMINDERS



Greet your teacher at the door.
Professional Conduct.



Enter the classroom quietly.
Not causing disruption to others.



Put your equipment on the desk.
Be ready to learn immediately.



Start the activate task.
This will be ready for you as you enter the classroom..



Answer the register.
Do not talk while others are answering.



Pack away when directed to by the teacher.
Prompt and sensible.



Stand behind your chair when you've packed away.
Await further instructions.



Wait in silence to be dismissed.
Your teacher will do this promptly if all other routines have been followed.




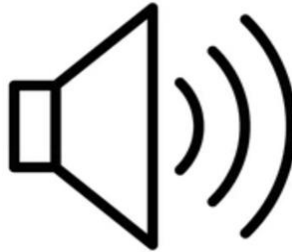
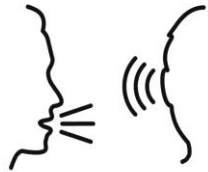

Move onto the corridors using the calm corridor routine.
Sensible always.



Exceptional
★★★★★

Lesson Routines

Entry and exit to all lessons should follow these routines.



Positive framing.

Using positive language eg 'Thank you to the 80% of pupils who are paying attention.'

'Hands up, tracking me.'

Signal with hands up for silence and pupils track the staff member

Active listening.

Sitting up, looking at the staff member speaking.

Calm and purposeful.

Professional conduct – No shouting, running, slow actions.

Appropriate volume

No unnecessary shouting or raised voices

Professional vocabulary

Do not use slang terms or over familiar language

Using subject specific vocabulary in lessons

Demonstrate aspiration always

Speak in full sentences

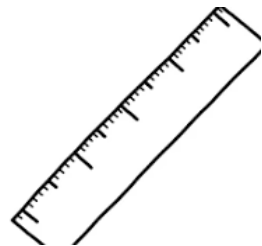
Always demonstrating our fantastic oracy skills.



Exceptional
★★★★★

Language Routines

All staff are to use Academy language at all times



Mistake



Write in blue or black ink
Professional standards.

Use a ruler to underline dates and titles and draw all lines
Showing care with your work.

Pictures, diagrams, graphs and tables in pencil.
Allowing for mistakes to be easily corrected.

Cross mistakes out once.
Mistakes are fine – it is how you correct them that matters.

No graffiti.
You will need to get rid of it from your work in your own time.

Worksheets stuck in neatly.
In the order that have been completed in.

Neat handwriting.
Always trying to present your work in the best way.

Complete all work set.
To the best of your ability.



Exceptional
★★★★★

Work Pride Routines

Pride in work should be shown by all students



Do not talk whilst the staff member is talking
Listen respectfully



Appropriate contact only
Do not hold hands or drape arms over others



Sit professionally
No head on desk/table or slouching



Communicate appropriately
As instructed in lesson depending on learning mode



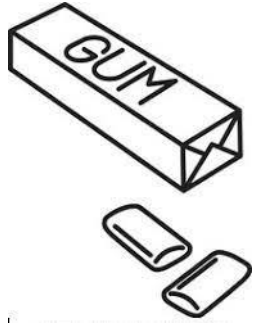
Follow instructions from ALL staff first time
Do not argue with any instruction given



No mobile phones
Adhere to the green line rule. If seen/heard - it's taken.



Respect the Academy environment
Put litter in the bin, do not graffiti, do not damage furniture.



No chewing Gum
Anytime, anywhere on site (outside & in)



Exceptional
★★★★★

Behaviour Routines

To support each other, all staff must follow the behaviour routines



Walk in no more than 2 wide file
 Purposefully & Professionally



Walk calmly & quietly
 Not causing disruption to ongoing lessons.



Walk on the left
 Not going over the white line to allow for flow of traffic.



Track the direction of travel
 Face the way you are walking.



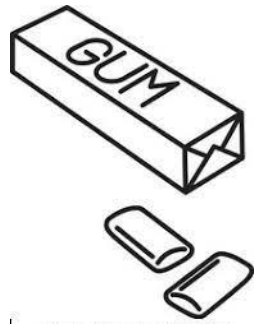
Walk purposefully/ Do not congregate
 Go straight to your destination.



No mobile phones
 Adhere to the green line rule. If seen/heard - it's taken.



No outdoor clothing
 No outdoor clothing inside the building. Even if you are heading outside.



No chewing Gum
 Anytime, anywhere on site (outside & in)



Exceptional
 ★★★★★

Corridor Routines

We will have a green-line to make this clear for everyone.

These will be located outside Student Services & The Canteen Entrance.




Line up in the morning where your team leader is stood.
Straight line, tracking forward.



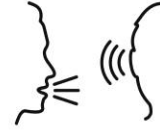
Sit in teams in alphabetical order.
This will mean the place you sit in will never change.



Coats, bags and scarves should be on the floor or on the back of your chair.
Mirroring professional conduct.



Signal for silence.
Raise your hand and fall silent.



Actively listen.
Track the speaker, sit up and pay attention.



Do not talk or engage in any inappropriate behaviour.
Important messages are delivered in these seminars and your conduct should reflect this.



Wait until your row is dismissed.
Stand up and sensibly follow your row.



Go straight to your lesson, do not congregate at the door.
In the direction you are told to by the pastoral team.



Exceptional
★★★★★

Congregation Routines

Entry and exit to all seminars will follow the congregation routines