



FAMILY NEWS WEEKLY UPDATE

Exceptional



SCHOOL/STUDENT COMMUNICATION
HOME/SCHOOL COMMUNICATION



MESSAGES HOME



Families should regularly visit our website on the link above.

Our Families ▾ Contact Us

Admissions & Transitions

Term Dates Calendar

News & Letters

ParentPay

School Uniform

School Lunches

School Day

NEWSOME FAMILY UPDATE

COMMUNITY MEMO: Year 11 Leaving and Celebration

Dear Families,


The time has come for our Year 11 students to leave Newsome Academy. They will leave after their final Science exam on **Monday 16th June**.

Students will leave from **10:15am**. They will need to leave promptly due to the Academy still running normal lessons for all other year groups. Students will not be able to stay in school to see friends or staff before leaving.

On Thursday 19th June, Year 11 will have their celebration event here in school. Please can students attend in uniform. They are to arrive at the main entrance from **9:45am for a 10:00am start**. This event will finish at 11:00am. During this time students will be able to sign shirts, see staff and will be given an ice cream treat.

Students will then have their Prom on Thursday evening at The Arches in Halifax from 6pm.

The Newsome Family



CALENDAR

January		February		May	June
1 We <small>New Year's Day</small>	1 Sa			1 Su	1 Tu
2 Th	2 Su			2 Mo	2 We
3 Fr	3 Mo	3 Mo	3 Th	3 Sa	3 Tu
4 Sa	4 Tu	4 Tu	4 Fr	4 Su	4 We
5 Su	5 We	5 We	5 Sa	5 Mo <small>Early May Bk. Hol.</small>	5 Th
6 Mo	6 Th	6 Th	6 Su	6 Tu	6 Fr
7 Tu	7 Fr	7 Fr	7 Mo	7 We	7 Sa
8 We	8 Sa	8 Sa	8 Tu	8 Th	8 Su
9 Th	9 Su	9 Su	9 We	9 Fr	9 Mo
10 Fr	10 Mo	10 Mo	10 Th	10 Sa	10 Tu
11 Sa	11 Tu	11 Tu	11 Fr	11 Su	11 We
12 Su	12 We	12 We	12 Sa	12 Mo	12 Th
13 Mo	13 Th	13 Th	13 Su	13 Tu	13 Fr
14 Tu	14 Fr	14 Fr	14 Mo	14 We	14 Sa
15 We	15 Sa	15 Sa	15 Tu	15 Th	15 Su
16 Th	16 Su	16 Su	16 We	16 Fr	16 Mo
17 Fr	17 Mo	17 Mo	17 Th	17 Sa	17 Tu
18 Sa	18 Tu	18 Tu	18 Fr <small>Good Friday</small>	18 Su	18 We
19 Su	19 We	19 We	19 Sa	19 Mo	19 Th
20 Mo	20 Th	20 Th	20 Su	20 Tu	20 Fr
21 Tu	21 Fr	21 Fr	21 Mo <small>Easter Monday</small>	21 We	21 Sa
22 We	22 Sa	22 Sa	22 Tu	22 Th	22 Su
23 Th	23 Su	23 Su	23 We	23 Fr	23 Mo
24 Fr	24 Mo	24 Mo	24 Th	24 Sa	24 Tu
25 Sa	25 Tu	25 Tu	25 Fr	25 Su	25 We
26 Su	26 We	26 We	26 Sa	26 Mo <small>Spring Bk. Hol.</small>	26 Th
27 Mo	27 Th	27 Th	27 Su	27 Tu	27 Fr
28 Tu	28 Fr	28 Fr	28 Mo	28 We	28 Sa
29 We		29 Sa	29 Tu	29 Th	29 Su
30 Th		30 Su	30 We	30 Fr	30 Mo
31 Fr		31 Mo		31 Sa	31 Th

Y11 MOCK EXAMS

Y7-10 YEAR END EXAMS

WE ARE HERE
Y11 REAL EXAMS

6 WEEKS

UNTIL

NEXT

BREAK

GCSEs START 1st MAY
GCSE results day in 2025 is Thursday, August 21st when you collect your results

HALF-TERM EXCEPTIONAL EDUCATIONAL ORGANISATION

Facilitate your child's memory development by:

- Looking through our [Curriculum Plans](#) to see the bigger picture.
- Going through the [Study Support Pack](#) with you.
- Going through the [Knowledge Organisers](#) and testing your knowledge

WEEK 1 – WEEK STARTING 2nd June 2025

MONDAY	
TUESDAY	
WEDNESDAY	Y10 Kirklees schools athletics
THURSDAY	
FRIDAY	

Y11
GCSEs

WEEK 2 – WEEK STARTING 9th June 2025

MONDAY	
TUESDAY	Y9 Kirklees schools athletics
WEDNESDAY	
THURSDAY	Virtual Transition drop in (4:00pm – 4:30pm)
FRIDAY	

WE
ARE
HERE

Y11
GCSEs

WEEK 3 – WEEK STARTING 16th June 2025

MONDAY	Y11 Last Full Exam
TUESDAY	
WEDNESDAY	
THURSDAY	Y11 Celebration event & Prom Y8 Kirklees schools athletics
FRIDAY	

WEEK 4 – WEEK STARTING 23rd June 2025

MONDAY	
TUESDAY	Y7 Kirklees schools athletics
WEDNESDAY	Bronze Duke of Edinburgh expedition
THURSDAY	Bronze Duke of Edinburgh expedition
FRIDAY	

WEEK 5 – WEEK STARTING 30th June 2025

MONDAY	
TUESDAY	Y6 Transition Day & Transition drop in eve (5-6pm)
WEDNESDAY	
THURSDAY	
FRIDAY	Y10 Hornsea Geography trip

WEEK 6 – WEEK STARTING 7th July 2025

MONDAY	Y9 & 10 Careers Fair France trip departs
TUESDAY	
WEDNESDAY	
THURSDAY	
FRIDAY	

WEEK 7 – WEEK STARTING 14th July 2025

MONDAY		Thursday	
TUESDAY	Sports Day	Friday	Last day of term
WEDNESDAY			



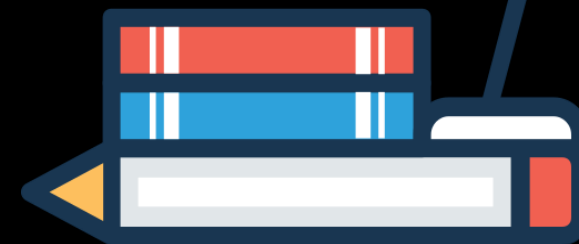
WE OFFER A RANGE OF CLUBS FOR FUN AND LEARNING THAT STUDENTS CAN TAKE ADVANTAGE OF...

Extra-Curricular Activities: Summer Term 1 24/25 (3-4pm)

DAY	CLUB	LOCATION	STAFF	P6 Wk A	P6 Wk B
MONDAY	<ol style="list-style-type: none"> 1. Athletics - Y7 – 10 2. Homework Club 3. Cooking Club 4. DOFE 5. Algebra L3 Drop In – yr10 invite only 	<ol style="list-style-type: none"> 1. Field- Astro 2. 608 3. 602 4. 402 5. 407 	<ol style="list-style-type: none"> 1. HRA/SMT 2. DTU 3. GCO 4. GEA/JDA 5. MAS 	MFL BUISNESS	HISTORY GEOGRAPHY
TUESDAY	<ol style="list-style-type: none"> 1. Wheelchair Sports – Invite only 	<ol style="list-style-type: none"> 1. Sports hall 	<ol style="list-style-type: none"> 1. SCU 	ENGLISH	ENGLISH
WEDNESDAY	<ol style="list-style-type: none"> 1. Homework Club 2. Girls Football 3. Cricket Nets 4. BSL Club 5. Computing Club 6. Ukulele Club 7. Carnegie Reading Club 	<ol style="list-style-type: none"> 1. 608 2. Astro 3. Sports hall 4. 803 5. 608 6. 402 7. Library 	<ol style="list-style-type: none"> 1. DTU 2. External/LST 3. JDA 4. DCR 5. OMO 6. EC 7. DHA 	MATHS	MATHS
THURSDAY	<ol style="list-style-type: none"> 1. GCSE Art – KS4 only 2. Homework Club 3. Music Club 4. Rounders 5. Spax Club 6. Photography Support Yr 10 ONLY 7. Second World War discussion group 	<ol style="list-style-type: none"> 1. 609 2. 60 3. 402 4. Field – Astro 5. 406 6. 601 7. 408 	<ol style="list-style-type: none"> 1. LSN 2. NMA 3. AMC 4. SMT/HRA/GEA 5. EBU 6. AME 7. BRO/KBL 	SCIENCE	SCIENCE
FRIDAY				OPTION C	OPTION B



ACTIVITIES



EXTRA CURRICULAR CLUBS

3PM-4PM





Independent learning will be set as per the timetable below for each year group to ensure it is spread out across the week. Failure to complete homework to an acceptable standard will be recorded on ClassCharts.

	Monday	Tuesday	Wednesday	Thursday	Friday
Year 7*	7NEW MFL	English	Science	Maths	7SOM MFL
Year 8*	8NEW MFL	8SOM MFL	Maths	English	Science
Year 9*	MFL	Science	English		Maths
Year 10	English Option C	Maths	MFL Option D	Science	Hums
Year 11	Maths	MFL Option D	English	Hums Option C	Science

- Due to A/B Week timetables, classes in Years 7-9 will receive Hums and VTC homework at different times each week.



HOMework CALENDAR





Here is a reminder of the resources that are on offer to you whilst learning at home. Students are lucky enough to get above and beyond that of most schools and it's important these are taken advantage of for success.

KEY STAGE 3 (YEARS 7,8,9)

KNOWLEDGE ORGANISERS

This is broken down per each half term and contain content and questions to work from home on.

HOMEWORK SCHEDULE

This supports time management at home and a guide for Teachers so work issuing is not given all in one go.

KEY STAGE 4 (YEARS 10& 11)

EXAM BOARD LIST

The list on the previous page offers guidance of the vast range of online resources such as past papers etc. This should be used as a guide.

REVISION GUIDES

ALL students have/will been given **FREE** guides which they should have at home. There's no excuses for loss

WIDER SUPPORT

ADDITIONAL SOFTWARE LINKS | WELLBEING APPS | INDEPENDENT STUDY GUIDES



HOME LEARNING

ALL KS3 students must have their Knowledge Organiser (KO) everyday. Students will gain positives for having their KO.





**Newsome
Academy**



Attendance Matters		
100%	0 DAYS	0 LESSONS MISSED
99%	1 DAY	5 LESSONS MISSED
98%	3 DAYS	15 LESSONS MISSED
97%	1 WEEK	25 LESSONS MISSED
96%	1.5 WEEKS	35 LESSONS MISSED
94%	2 WEEKS	50 LESSONS MISSED
93%	2.5 WEEKS	65 LESSONS MISSED
92%	3 WEEKS	75 LESSONS MISSED
90%	3.5 WEEKS	90 LESSONS MISSED

Current Whole school to date = 93.3%

WEEKLY WINNERS!!!!

Year 7 – GAU 92.96%

Year 8 – EBU 93.21

Year 9 – IPA 91.20%

Year 10– AME 93.33%

Year 11– EGA 99.29%

BEST Year group = Year 11 93.37%



THIS WEEK'S SEMINAR



REVISION TIPS!

Watch the Video to gain an insight into helpful techniques.

[Top revision techniques for exams - BBC Bitesize](#)



**Newsome
Academy**



Revision Tips!

End of year exams are fast approaching and it's important that you prepare to ensure success! Although exams can be daunting, by revising, little and often, you can put yourself in a fantastic position to succeed! But how do you revise?

Take a look at some helpful revision techniques you can try.

Remember! Active revision is the best revision, the tasks you do should be challenging, that's how you know they are working!

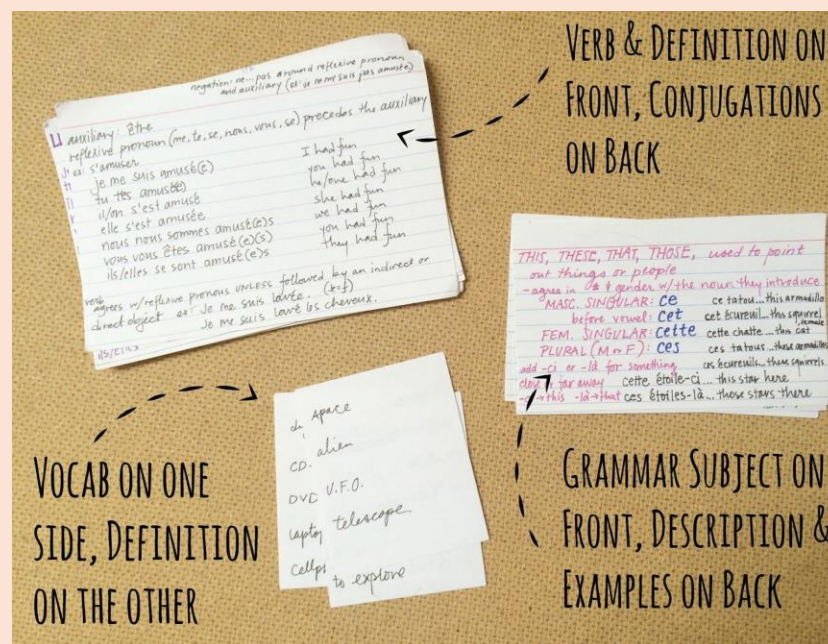




**Newsome
Academy**

Revision Tips!

Flashcards are good for studying because they help identify weak areas, and make learning more engaging and efficient by supplying prompts



Flashcards are small cards used for studying, with a question or prompt on one side and the answer on the other.

You can test yourself or work in pairs with a friend to test each other.



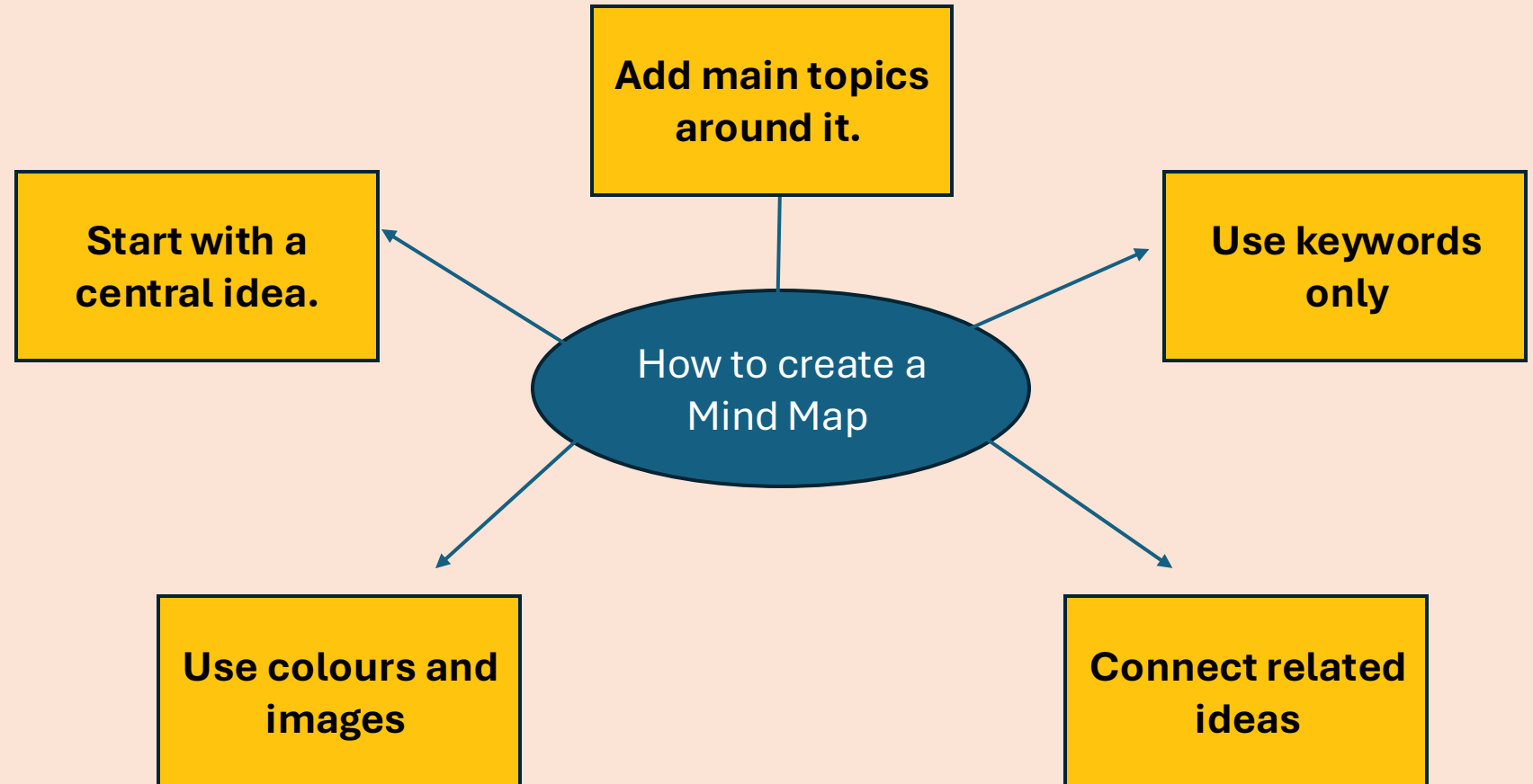
**Newsome
Academy**



Revision Tips!

Mind Maps – Why are Mind Maps effective?

Mind maps help you to revise by breaking information down, organising ideas clearly, boosting memory, and encouraging creativity and focus.





Newsome Academy

Revision Tips!

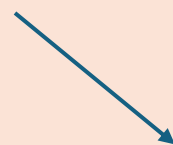
Practice exam questions CBR

A practice exam question is a question that takes the format of a real exam. It pulls the information from your memory and allows you to put your knowledge into practice.

Why is it effective?

- Prepares you psychologically for the exam so helps reduce anxiety.
- Helps with time management for the exam.
- Allows you to identify your strengths and weaknesses in a topic.
- Helps you understand the wording and structure of the exam.

An example of a
colour coded exam
question



The most important person of the Trinity is Jesus. Evaluate this statement. (12+3)

Some Christians would argue that God the Father is the most important part of the Trinity. This is because the Bible states that "Yet for us there is one God, the Father, from whom are all things and for whom we exist" (Bible). The oneness of God is a central Christian belief as it reflects the oneness of the universe God created, without God the Father we would not exist thus showing that the Father is the most important part of the Trinity.

Additionally, God the Holy Spirit helps Christians to understand the idea that God is always present in the world and within them. The Bible states "God's spirit dwells in you." This is a source of strength to most Christians as they feel God is always with them, this enables them to go through the challenges of life on earth with God by their side. Furthermore, without the Holy spirit, the Christianity may not have spread as it did. Jesus told his disciples to go and make disciples of all nations, however, Jesus knew that his disciples would need the help of the holy spirit to do this therefore without the holy spirits help in evangelisation, would Christianity be the most popular religion in the world today?

In contrast, God the Son helps Christians to understand how God makes his love known in the world. God the son spread teachings of compassion and healed people who were sick for example he healed a man who was blind by giving his sight back. This enables Christians to understand that they should follow in his footsteps and be kind and caring to others. Furthermore, the miracles that Jesus performed showed people at the time he was the Son of God which encouraged people to believe in God.

Another point to consider is that the life of God that son as described in the Gospels, also demonstrates that sacrifice and suffering are important parts of the human experience. Jesus' crucifixion symbolises that Jesus had to die and proves that Jesus' prophecies were true and that he was atoning for the sins of mankind. He was a sacrifice that helped restore the relationship between God and mankind therefore without him humanity would not know the path to salvation.

It is clear to me that all of the Trinity have been vital in both the creation of the world and spreading the word of God. Although I believe strongly that Jesus's role was vital for evangelisation and to show Christians the right path to salvation. Therefore I strongly believe that God the Son, is the most important person in the Trinity.



**Newsome
Academy**



Teach Someone else!

How to do it:

- Learn the subject material as if you're going to teach someone else
- Pretend to teach the subject to someone else
- Teach the content to another person and get them to quiz you at the end.

Benefits of teaching others:

- Teaching others is a good way to revise a subject as it reinforces the knowledge into your memory.
- Helps recognize the gaps in your understanding
- Increases self confidence
- Identifies misconceptions
- Enhances memory
- Improves communication

In the process of **explaining something** to other people, we come to **understand** it **better ourselves.**





**Newsome
Academy**



Where can you find videos to revise?

- BBC Bitesize
- YouTube
- GCSE Pod
- BBC I player
- Britannica

Take notes from a Video

How to do it

1. Choose a video to take notes from.
2. Watch it through once.
3. Watch it again pausing every time there is a piece of key information you require.
4. Make note of this information on a flash card, mind map or any other revision tool you are using to record information.

Benefits

- Improves concentration
- Increases retention of information
- Gives a visual aid to help you remember information.





**Newsome
Academy**

Revision Tips!

GCSE POD

How to use it

- Use your log in that is provided by school.
- Access any subject and topic with ease.
- Watch the 'pods' and then use the information to answer questions.
- Feedback given upon submitting your answers.



access GCSEPod

Have a look on the next slide to see
how to navigate the website!!



Newsome Academy

Revision Tips!

GCSE POD

After logging in, choose your subject.

Then, choose the topic you wish to revise

Finally, choose your required lesson. Watch the 'pods', read the information and answer the practice questions.

KS3 Subjects



Key Stage 3 English



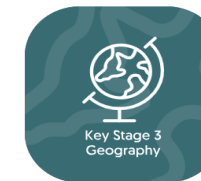
Key Stage 3 History



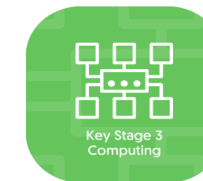
Key Stage 3 Maths



Key Stage 3 Science



Key Stage 3 Geography



Key Stage 3 Computing




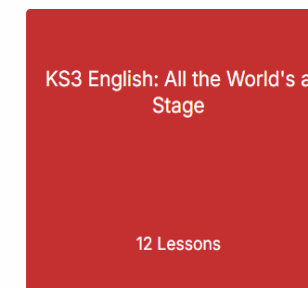
Getting Ready for KS4



Spelling, Punctuation, and Grammar

Courses

Easy to follow lessons with assessment



KS3 English: Where Does Our Language Come From?

Exit

Start Course

Table Of Contents

Lesson 1 Read and Interpret 1: What Do You Mean, it's Thor's Day?	▼
Lesson 2 Read and Interpret 2: So, Who Exactly Was Thor?	▼
Lesson 3 Read and Interpret 3 - What Makes a Hero?	▼
Lesson 4 Read and Interpret 4: Not Just Heroes	▼