



FAMILY NEWS WEEKLY UPDATE

Exceptional



SCHOOL/STUDENT COMMUNICATION
HOME/SCHOOL COMMUNICATION



MESSAGES HOME



Families should regularly visit our website on the link above.

Our Families ▾ Contact Us

Admissions & Transitions

Term Dates Calendar

News & Letters

ParentPay

School Uniform

School Lunches

School Day

NEWSOME FAMILY UPDATE

COMMUNITY MEMO: Year 11 Leaving and Celebration

Dear Families,

The time has come for our Year 11 students to leave Newsome Academy. They will leave after their final Science exam on **Monday 16th June**.

Students will leave from **10:15am**. They will need to leave promptly due to the Academy still running normal lessons for all other year groups. Students will not be able to stay in school to see friends or staff before leaving.


On Thursday 19th June, Year 11 will have their celebration event here in school. Please can students attend in uniform. They are to arrive at the main entrance from **9:45am for a 10:00am start**. This event will finish at 11:00am. During this time students will be able to sign shirts, see staff and will be given an ice cream treat.

Students will then have their Prom on Thursday evening at The Arches in Halifax from 6pm.

The Newsome Family



Newsome Academy



CALENDAR

January		February		May	June
1 We <small>New Year's Day</small>	1 Sa			1 Su	1 Tu
2 Th	2 Su			2 Mo	2 We
3 Fr	3 Mo	3 Mo	3 Th	3 Sa	3 Th
4 Sa	4 Tu	4 Tu	4 Fr	4 Su	4 Fr
5 Su	5 We	5 We	5 Sa	5 Mo <small>Early May Bk. Hol.</small>	5 Sa
6 Mo	6 Th	6 Th	6 Su	6 Tu	6 Su
7 Tu	7 Fr	7 Fr	7 Mo	7 We	7 Th
8 We	8 Sa	8 Sa	8 Tu	8 Th	8 Fr
9 Th	9 Su	9 Su	9 We	9 Fr	9 Sa
10 Fr	10 Mo	10 Mo	10 Th	10 Sa	10 Su
11 Sa	11 Tu	11 Tu	11 Fr	11 Su	11 Tu
12 Su	12 We	12 We	12 Sa	12 Mo	12 Th
13 Mo	13 Th	13 Th	13 Su	13 Tu	13 Fr
14 Tu	14 Fr	14 Fr	14 Mo	14 We	14 Sa
15 We	15 Sa	15 Sa	15 Tu	15 Th	15 Su
16 Th	16 Su	16 Su	16 We	16 Fr	16 Mo
17 Fr	17 Mo	17 Mo	17 Th	17 Sa	17 Tu
18 Sa	18 Tu	18 Tu	18 Fr <small>Good Friday</small>	18 Su	18 We
19 Su	19 We	19 We	19 Sa	19 Mo	19 Th
20 Mo	20 Th	20 Th	20 Su	20 Tu	20 Fr
21 Tu	21 Fr	21 Fr	21 Mo <small>Easter Monday</small>	21 We	21 Sa
22 We	22 Sa	22 Sa	22 Tu	22 Th	22 Su
23 Th	23 Su	23 Su	23 We	23 Fr	23 Mo
24 Fr	24 Mo	24 Mo	24 Th	24 Sa	24 Tu
25 Sa	25 Tu	25 Tu	25 Fr	25 Su	25 We
26 Su	26 We	26 We	26 Sa	26 Mo <small>Spring Bk. Hol.</small>	26 Th
27 Mo	27 Th	27 Th	27 Su	27 Tu	27 Fr
28 Tu	28 Fr	28 Fr	28 Mo	28 We	28 Sa
29 We		29 Sa	29 Tu	29 Th	29 Su
30 Th		30 Su	30 We	30 Fr	30 Mo
31 Fr		31 Mo	1 Sa	1 Tu	31 Th

Y11 MOCK EXAMS

Y7-10 YEAR END EXAMS

Y11 REAL EXAMS

WE ARE HERE

5 WEEKS

UNTIL

NEXT

BREAK

Final GCSE exam week and the start of Y7-Y10 end of year exams.

HALF-TERM EXCEPTIONAL EDUCATIONAL ORGANISATION

Facilitate your child's memory development by:

- Looking through our [Curriculum Plans](#) to see the bigger picture.
- Going through the [Study Support Pack](#) with you.
- Going through the [Knowledge Organisers](#) and testing your knowledge

WEEK 1 – WEEK STARTING 2nd June 2025

MONDAY	
TUESDAY	
WEDNESDAY	Y10 Kirklees schools athletics
THURSDAY	
FRIDAY	

Y11
GCSEs

WEEK 2 – WEEK STARTING 9th June 2025

MONDAY	
TUESDAY	Y9 Kirklees schools athletics
WEDNESDAY	
THURSDAY	Virtual Transition drop in (4:00pm – 4:30pm)
FRIDAY	

Y11
GCSEs

WEEK 3 – WEEK STARTING 16th June 2025

MONDAY	Y11 Last Full Exam
TUESDAY	
WEDNESDAY	
THURSDAY	Y11 Celebration event & Prom Y8 Kirklees schools athletics
FRIDAY	

Y7-10
exams

WE
ARE
HERE

WEEK 4 – WEEK STARTING 23rd June 2025

MONDAY	
TUESDAY	Y7 Kirklees schools athletics
WEDNESDAY	Bronze Duke of Edinburgh expedition
THURSDAY	Bronze Duke of Edinburgh expedition
FRIDAY	

WEEK 5 – WEEK STARTING 30th June 2025

MONDAY	
TUESDAY	Y6 Transition Day & Transition drop in eve (5-6pm)
WEDNESDAY	
THURSDAY	
FRIDAY	Y10 Hornsea Geography trip

WEEK 6 – WEEK STARTING 7th July 2025

MONDAY	Y9 & 10 Careers Fair France trip departs
TUESDAY	
WEDNESDAY	
THURSDAY	
FRIDAY	

WEEK 7 – WEEK STARTING 14th July 2025

MONDAY		Thursday	
TUESDAY	Sports Day	Friday	Last day of term
WEDNESDAY			



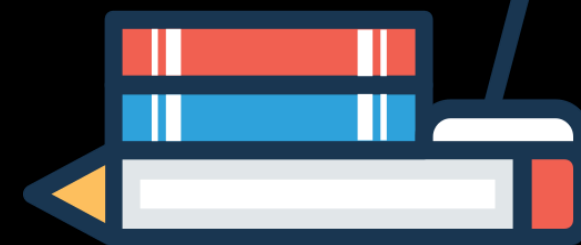
WE OFFER A RANGE OF CLUBS FOR FUN AND LEARNING THAT STUDENTS CAN TAKE ADVANTAGE OF...

Extra-Curricular Activities: Summer Term 2 24/25 (3-4pm)

DAY	CLUB	LOCATION	STAFF	P6 Wk A	P6 Wk B
MONDAY	1. Athletics - Y7 – 10 2. Homework Club 3. Cooking Club 4. DOFE 5. Algebra L3 Drop In – yr10 invite only	1. Field- Astro 2. 608 3. 602 4. 402 5. 407	1. HRA/SMT 2. DTU 3. GCO 4. GEA/JDA 5. MAS	MFL BUISSNESS	HISTORY GEOGRAPHY
TUESDAY	1. Wheelchair Sports – Invite only	1. Sports hall	1. SCU	ENGLISH	ENGLISH
WEDNESDAY	1. Homework Club 2. Girls Football 3. Cricket Nets 4. BSL Club 5. Computing Club 6. Ukulele Club 7. Carnegie Reading Club	1. 608 2. Astro 3. Sports hall 4. 803 5. 608 6. 402 7. Library	1. DTU 2. External/LST 3. JDA 4. DCR 5. OMO 6. EC 7. DHA	MATHS	MATHS
THURSDAY	1. GCSE Art – KS4 only 2. Homework Club 3. Music Club 4. Rounders 5. Sparx Club 6. Photography Support Yr 10 ONLY 7. Second World War discussion group	1. 609 2. 60 3. 402 4. Field – Astro 5. 406 6. 601 7. 408	1. LSN 2. NMA 3. AMC 4. SMT/HRA/GEA 5. EBU 6. AME 7. BRO/KBL	SCIENCE	SCIENCE
FRIDAY				OPTION C	OPTION B



ACTIVITIES



EXTRA CURRICULAR CLUBS

3PM-4PM





Independent learning will be set as per the timetable below for each year group to ensure it is spread out across the week. Failure to complete homework to an acceptable standard will be recorded on ClassCharts.

	Monday	Tuesday	Wednesday	Thursday	Friday
Year 7*	7NEW MFL	English	Science	Maths	7SOM MFL
Year 8*	8NEW MFL	8SOM MFL	Maths	English	Science
Year 9*	MFL	Science	English		Maths
Year 10	English Option C	Maths	MFL Option D	Science	Hums
Year 11	Maths	MFL Option D	English	Hums Option C	Science

- Due to A/B Week timetables, classes in Years 7-9 will receive Hums and VTC homework at different times each week.



HOMEWORK CALENDAR





Here is a reminder of the resources that are on offer to you whilst learning at home. Students are lucky enough to get above and beyond that of most schools and it's important these are taken advantage of for success.

KEY STAGE 3 (YEARS 7,8,9)

KNOWLEDGE ORGANISERS

This is broken down per each half term and contain content and questions to work from home on.

HOMEWORK SCHEDULE

This supports time management at home and a guide for Teachers so work issuing is not given all in one go.

KEY STAGE 4 (YEARS 10& 11)

EXAM BOARD LIST

The list on the previous page offers guidance of the vast range of online resources such as past papers etc. This should be used as a guide.

REVISION GUIDES

ALL students have/will been given **FREE** guides which they should have at home. There's no excuses for loss

WIDER SUPPORT

ADDITIONAL SOFTWARE LINKS | WELLBEING APPS | INDEPENDENT STUDY GUIDES



HOME LEARNING

ALL KS3 students must have their Knowledge Organiser (KO) everyday. Students will gain positives for having their KO.





**Newsome
Academy**



Attendance Matters		
100%	0 DAYS	0 LESSONS MISSED
99%	1 DAY	5 LESSONS MISSED
98%	3 DAYS	15 LESSONS MISSED
97%	1 WEEK	25 LESSONS MISSED
96%	1.5 WEEKS	35 LESSONS MISSED
94%	2 WEEKS	50 LESSONS MISSED
93%	2.5 WEEKS	65 LESSONS MISSED
92%	3 WEEKS	75 LESSONS MISSED
90%	3.5 WEEKS	90 LESSONS MISSED

Current Whole school to date = 93.3%

WEEKLY WINNERS!!!!

Year 7 – GAU 99.26%

Year 8 – ALY 99.23%

Year 9 – MHO 96.52%

Year 10- GEA 99.55%

Year 11- EGA 99.29%

BEST Year group = Year 7 95.75%




THIS WEEK'S SEMINAR



Exam Etiquette



**What does the word
'etiquette' mean and
where does it come
from?**





What does the word 'etiquette' mean and where does it come from?

Etiquette refers to the set of social conventions and rules that govern behavior in polite society. It dictates how people should act in various situations, from formal gatherings to everyday interactions. The term originates from the French word "étiquette," which initially meant "label" or "ticket". This evolved to encompass the rules and instructions written on these "tickets" or labels, which were used to guide behavior, particularly in formal settings like the French royal court.

Etymology (study & origin of words):

- The word "etiquette" comes from the French word "étiquette," which itself is derived from the Old French word "estiquette".
- "Estiquette" meant "label" or "ticket".
- The connection between "label" and "etiquette" in its current meaning is thought to stem from the practice of using small cards or tickets to convey instructions for proper behavior, especially at the French royal court. These cards might have specified where to stand, what to do, or how to act in various situations.
- The use of these "etiquettes" gradually expanded to encompass the broader concept of proper social behavior and conduct.
- Ultimately, "etiquette" evolved to denote the generally accepted rules and customs for polite behavior in social or professional settings.





So, what do you think 'exam etiquette' involves?



Discuss.



1. **Prepare** for your exams in advance.
2. **Check** and understand your **exam timetable**.
3. Make sure all **electronic devices** are taken **off** / switched off and left in your bag e.g. mobile phones, headphones, smart watches etc. You will be instructed by your teacher/invigilator to leave your bags in a safe place.
4. If you need to take in any equipment, this should be exam approved (e.g. like a non-programmable Casio calculator and word for word dictionary) and in a clear pencil case, **but you should only need a black pen**.
5. Bottles of water without the label may be permitted.
6. **LISTEN and do not talk on entrance into the exam, during the exam and when leaving the exam!**
7. **Seat number** – listen to the teacher/invigilator for your aisle letter and seat number and ask if you are not sure. If you are completing exams in lessons, then you will usually sit in your normal seat but always follow your teacher's instructions.
8. Once settled, listen to the teacher/invigilator for further instructions.
9. Check you have the **correct paper** given to you (subject, unit, tier) and alert an invigilator if it is incorrect.
10. **Read** the instructions on the front of your paper and when instructed fill in the necessary details neatly and using capital letters.
11. The exam invigilator / teacher will mark your **attendance** when you are sat in your seat.
12. **Use ALL the time given to you, including extra-time!** Check over your answers and make sure you attempt all the questions needed!



13. **DO NOT** put your head down on the desk if you have finished; remain upright and facing forwards sitting quietly – any communication with others is taken seriously and can mean failing your exam.

14. **STOP working when instructed and close your answer booklet.**

15. **Wait** until your paper has been collected and until you are asked to leave the room. When instructed, do so in **SILENCE!**

16. Go and get your belongings and wait for further instructions.

17. If you have any **questions** during the exam, simply put your hand up and an invigilator will come over to you – just remember they cannot answer any questions from the paper.

18. **Fire Alarm** – should the fire alarm sound – remain calm and wait for further instructions from the invigilators.

Years 9 and 10 will be completing exams in the Sports Hall and Years 7 and 8 in classrooms.

Please listen to staff and follow their instructions.

Good luck with your revision and with your end of year exams!





Here is a video overview –
listen carefully and then ask
your team leader any
questions at the end if you
are unsure about
something.

