

COMMUNITY NEWS

Week 2b – Monday 8th September



**Newsome
Academy**

STUDENT SEMINAR



Key information shared to all students and families each week.
To be discussed at home to support home/school communication & consistency.

HOLIDAY INSET Y6 TRANSITION



7 WEEKS
UNTIL 1
WEEK HT
BREAK

28 WEEKS
UNTIL GCSE
EXAMS
START

38 WEEKS
UNTIL THE
END OF
SCHOOL
YEAR

2025					2026						
August	September	October	November	December	January	February	March	April	May	June	July
1 Fr	1 Mo ³⁶	1 We	1 Sa	1 Mo ⁴⁹	1 Th ^{New Year's Day}	1 Su	1 Su	1 We	1 Fr	1 Mo ²³	1 We
2 Sa	2 Tu	2 Th	2 Su	2 Tu	2 Fr	2 Mo ⁶	2 Mo ¹⁰	2 Th	2 Sa	2 Tu	2 Th
3 Su	3 We	3 Fr	3 Mo ⁴⁵	3 We	3 Sa	3 Tu	3 Tu	3 Fr ^{Good Friday}	3 Su	3 We	3 Fr
4 Mo ³²	4 Th	4 Sa	4 Tu	4 Th	4 Su	4 We	4 We	4 Sa	4 Mo ^{Early May Bk. Hol. 19}	4 Th	4 Sa
5 Tu	5 Fr	5 Su	5 We	5 Fr	5 Mo ²	5 Th	5 Th	5 Su	5 Tu	5 Fr	5 Su
6 We	6 Sa	6 Mo ⁴¹	6 Th	6 Sa	6 Tu	6 Fr	6 Fr	6 Mo ^{Easter Monday 5}	6 We	6 Sa	6 Mo ²⁸
7 Th	7 Su	7 Tu	7 Fr	7 Su	7 We	7 Sa	7 Sa	7 Tu	7 Th	7 Su	7 Tu
8 Fr	8 Mo ³⁷	8 We	8 Sa	8 Mo ⁵⁰	8 Th	8 Su	8 Su	8 We	8 Fr	8 Mo ²⁴	8 We
9 Sa	9 Tu	9 Th	9 Su	9 Tu	9 Fr	9 Mo ⁷	9 Mo ¹¹	9 Th	9 Sa	9 Tu	9 Th
10 Su	10 We	10 Fr	10 Mo ⁴⁶	10 We	10 Sa	10 Tu	10 Tu	10 Fr	10 Su	10 We	10 Fr
11 Mo ³	11 Th	11 Sa	11 Tu	11 Th	11 Su	11 We	11 We	11 Sa	11 Mo ²⁰	11 Th	11 Sa
12 Tu	12 Fr	12 Su	12 We	12 Fr	12 Mo ³	12 Th	12 Th	12 Su	12 Tu	12 Fr	12 Su
13 We	13 Sa	13 Mo ⁴²	13 Th	13 Sa	13 Tu	13 Fr	13 Fr	13 Mo ¹⁶	13 We	13 Sa	13 Mo ²⁹
14 Th	14 Su	14 Tu	14 Fr	14 Su	14 We	14 Sa	14 Sa	14 Tu	14 Th	14 Su	14 Tu
15 Fr	15 Mo ³⁸	15 We	15 Sa	15 Mo ⁵¹	15 Th	15 Su	15 Su	15 We	15 Fr	15 Mo ²⁵	15 We
16 Sa	16 Tu	16 Th	16 Su	16 Tu	16 Fr	16 Mo ⁸	16 Mo ¹²	16 Th	16 Sa	16 Tu	16 Th
17 Su	17 We	17 Fr	17 Mo ⁴⁷	17 We	17 Sa	17 Tu	17 Tu	17 Fr	17 Su	17 We	17 Fr
18 Mo ³⁴	18 Th	18 Sa	18 Tu	18 Th	18 Su	18 We	18 We	18 Sa	18 Mo ²¹	18 Th	18 Sa
19 Tu	19 Fr	19 Su	19 We	19 Fr	19 Mo ⁴	19 Th	19 Th	19 Su	19 Tu	19 Fr	19 Su
20 We	20 Sa	20 Mo ⁴³	20 Th	20 Sa	20 Tu	20 Fr	20 Fr	20 Mo ¹⁷	20 We	20 Sa	20 Mo ³⁰
21 Th	21 Su	21 Tu	21 Fr	21 Su	21 We	21 Sa	21 Sa	21 Tu	21 Th	21 Su	21 Tu
22 Fr	22 Mo ³⁹	22 We	22 Sa	22 Mo ⁵²	22 Th	22 Su	22 Su	22 We	22 Fr	22 Mo ²⁶	22 We
23 Sa	23 Tu	23 Th	23 Su	23 Tu	23 Fr	23 Mo ⁹	23 Mo ¹³	23 Th	23 Sa	23 Tu	23 Th
24 Su	24 We	24 Fr	24 Mo ⁴⁸	24 We	24 Sa	24 Tu	24 Tu	24 Fr	24 Su	24 We	24 Fr
25 Mo ^{August Bk. Hol. 35}	25 Th	25 Sa	25 Tu	25 Th ^{Christmas Day}	25 Su	25 We	25 We	25 Sa	25 Mo ^{Spring Bk. Hol. 22}	25 Th	25 Sa
26 Tu	26 Fr	26 Su	26 We	26 Fr ^{Boxing Day}	26 Mo ⁵	26 Th	26 Th	26 Su	26 Tu	26 Fr	26 Su
27 We	27 Sa	27 Mo ⁴⁴	27 Th	27 Sa	27 Tu	27 Fr	27 Fr	27 Mo ¹⁸	27 We	27 Sa	27 Mo ³¹
28 Th	28 Su	28 Tu	28 Fr	28 Su	28 We	28 Sa	28 Sa	28 Tu	28 Th	28 Su	28 Tu
29 Fr	29 Mo ⁴⁰	29 We	29 Sa	29 Mo ¹	29 Th		29 Su	29 We	29 Fr	29 Mo ²⁷	29 We
30 Sa	30 Tu	30 Th	30 Su	30 Tu	30 Fr		30 Mo ¹⁴	30 Th	30 Sa	30 Tu	30 Th
31 Su		31 Fr		31 We	31 Sa		31 Tu		31 Su		31 Fr

Fab day all round at Alton Towers #pointswinprizes



LEARNING IS EVERYWHERE! Loving the detailed push on liking EVERYTHING to our curriculum. Right from our reception doors you will see, feel and learn our curriculum 🧠



Maya (Mrs Stoke's Norwegian Elkhound) has passed her puppy training - so lovely to share our extended furry friends and their achievements. We know how much our community loves a good puppy update 🐾 Well done Maya 🐾



Our RISE area is looking on point ❤️





SPECIAL *moments*

Amazing to have our whole school Seminar. We can't fit anymore students in though 😊



The Year 7 team building careers day has been launched. The mission has been delivered. The alien has landed. Stay tuned for further updates ...



Year 7 HI and PI students got their hands dirty (and loved it!) harvesting our tomato crop today!





NOTICES

- ✓ **Great start to the new term** – well done! Remember the routines shared last week.
- ✓ **Students (and staff) had an amazing time at Alton Towers on Friday.** Remember that your attendance and ATL counts to get these opportunities.
- ✓ **Year 7 had an amazing time with TILG on Friday.** Great to see you meeting new friends and being well behaved.
- ✓ **Remember that ALL positive/negative points are tracked** and all students are displayed in Mr Watkin's office for discussion.
- ✓ **Can you remember your curriculum** topics for this Half-Term?
- ✓ **KS4 – do you fully understand your GCSE subjects** and the deadlines?

ATTENDANCE | ATL | CONDUCT | REWARDS | EXTRA-CURRICULAR | HEALTH

NEW YEAR, NEW YOU!

CHALLENGE

Think about the goals you are going to set yourself to achieve your EXCEPTIONAL this academic year!



EXCEPTIONAL



**THE
SPECIAL 6**
STEPS TO EXCEPTIONAL

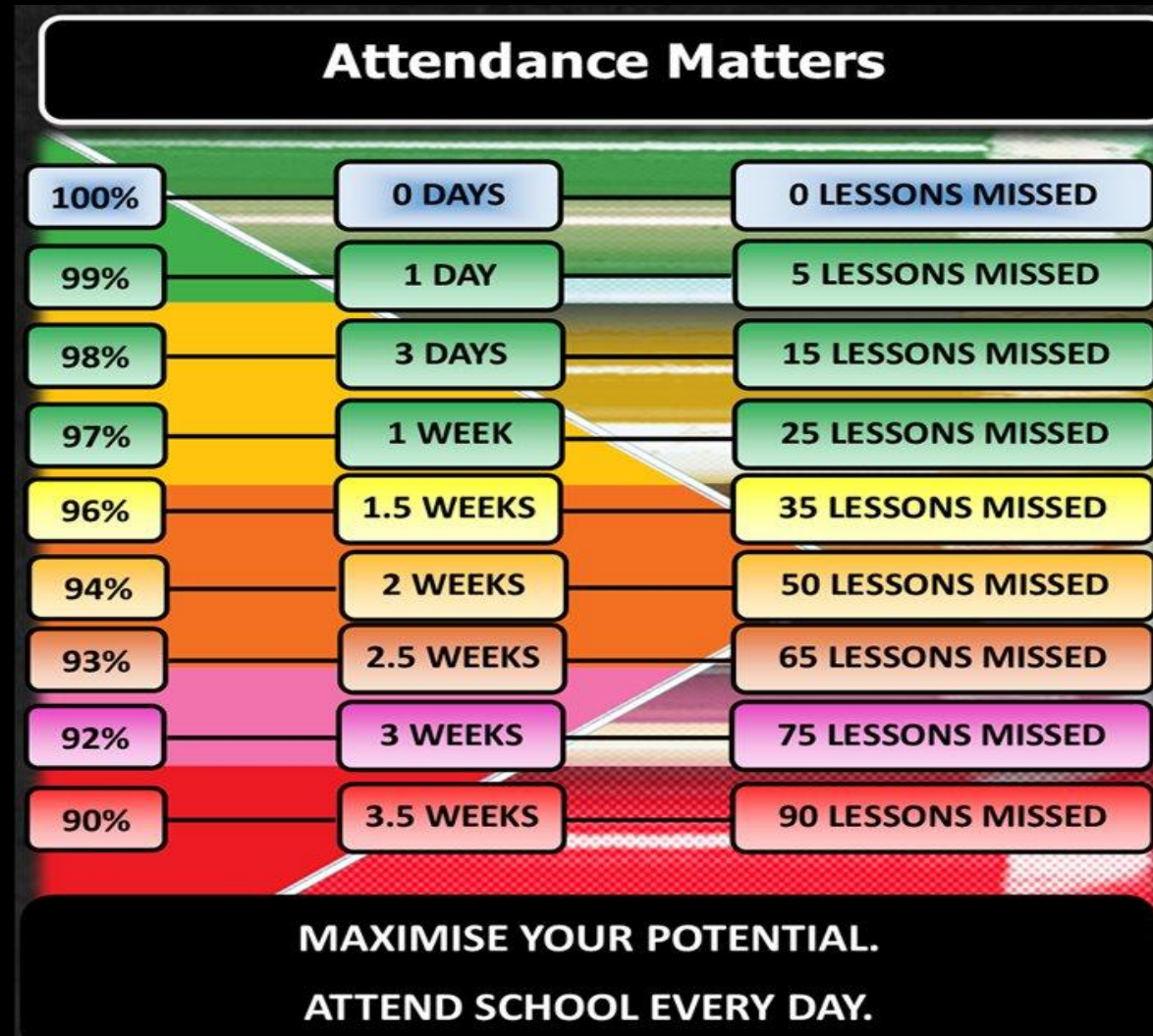
- ✓ **ATTENDANCE**
- ✓ **ATTITUDE TO LEARNING**
- ✓ **CONDUCT**
- ✓ **REWARDS**
- ✓ **EXTRA-CURRICULAR**
- ✓ **HEALTH**



Newsome Academy

General Expectations

✓ Attendance matters



Remember the impact that a low attendance figure has on College applications and life chances!





Newsome Academy

General Expectations

- ✓ **To the left!**
- ✓ We all walk on the left-hand side to support movement and disability access.

Keep to the Left





Newsome Academy

General Expectations

- ✓ **No mobile phones AT ALL in school**
- ✓ If it is seen or used, it will be confiscated – just like any other school.
- ✓ Should any other 'smart device'





Newsome Academy



**CHECK OUR
MOBILE PHONE
POLICY [HERE](#)**

2.2 Guidelines

2.2.1 Students

- Students remain responsible for all of their personal belongings whilst at school. When students enter the school grounds the school takes no responsibility for mobile phones. Mobile phones are brought to school entirely at the owner's risk. The school accepts no responsibility for replacing lost, stolen or damaged mobile phones.
- Students must adhere to the guidelines and protocol set out by the school when using their devices. If this is not adhered to a suitable sanction will be put in place. For safeguarding reasons, students are not allowed to use camera phones to take images on the school grounds.
- Mobile phones and other electronic devices are only to be used when instructed by a member of staff and to complete work/research tasks in an allocated period of time. The school are mindful that this must be kept to a minimum and only used when absolutely necessary.

2.2.2 Parents

- For safeguarding reasons parents are advised not to use camera phones to take images on the school grounds.
- Parents should not place images of other children taken at school on social media sites without permission from the parents involved.
- Parents are reminded that in cases of emergency the school office remains a vital and appropriate point of contact and can ensure your child is reached quickly and assisted in any appropriate way.

2.3 Acceptable Uses

- Mobile phones should be switched off and out of sight in school (Hear it, see it, lose it).
- Parents/carers are requested that in cases of emergency they contact the school reception so we are aware of any potential issue and may make the necessary arrangements.
- While on school premises, mobile phones are not to be seen or used by students, unless instructed by an adult.

2.4 Unacceptable Uses


- Unless express permission is granted, mobile phones should not be used to make calls, send SMS messages, surf the internet, take photos or use any other application during the school day or while on school premises.
- The Bluetooth function of a mobile phone must be switched off at all times and not be used to send images or files to other mobile phones.



Newsome Academy

General Expectations

- ✓ No caffeine or energy drinks at all
- ✓ If there is any confusion, the school will assess whether it affects learning and will confiscate if it is 'unhealthy for learning'



**DO'S &
DON'TS**





Newsome Academy

General Expectations

- ✓ No excessive sweets and chocolate
- ✓ Families should support the school and their child's health and monitor sugar intake.
- ✓ If there is any confusion, the school will assess whether it affects learning and will confiscate if it is 'unhealthy for learning'



**DO'S &
DON'TS**





Newsome Academy





























Curriculum & Learning

- ✓ The curriculum means all the subjects you are taught and ultimately how knowledgeable you are in the world.

For example, because of the curriculum...

- ✓ I can read to learn more and write neatly, using complex words. It got me employment. E
- ✓ I can count my earnings and save to go on holiday. M
- ✓ I can look after my health and understand how my body works – looking my best for social media. S
- ✓ I can greet people when I travel abroad. F
- ✓ I know how to get to places when I travel, understand where I came from and understand people from different backgrounds. HUM
- ✓ I can use computers to better my life – not just to play games. COM
- ✓ I can keep fit, work as a team and be healthy. PE
- ✓ I can cook, draw and enjoy music for my wellbeing. VTC
- ✓ I can understand and connect with anyone because I understand different cultures. RSHE.



 SEMESTER 1	Year 7	Year 8	Year 9	Year 10/11
	Buckle your seat belts as we prepare you with the fundamentals of how the world around us works...			Students must equip themselves with the exam board that will be followed when taking their GCSEs.
English	Adventure writing - Coraline 	Horror Writing – The Woman in Black 	Dystopian Writing 	<ul style="list-style-type: none"> ENGLISH LANGUAGE - AQA ENGLISH LITERATURE – AQA FUNCTIONAL SKILLS ENGLISH LEVEL 2 - AQA STEP UP TO ENGLISH - AQA
Maths	Operations , Algebra and place value 	Tables , sequences , co-ordinates and graphs 	Percentages, shapes and line angles (construction) 	<ul style="list-style-type: none"> MATHS (HIGHER) - AQA MATHS (FOUNDATION) - AQA ENTRY LEVEL MATHS - AQA
Science	Energy, substances and cells 	Earth in Space, Light & Sound, Plant Reproduction Magnetism 	Cell Structure & Microscopes, Digestion & Health, Acids & Alkalis, Energy, Atoms & Calculations 	<ul style="list-style-type: none"> BIOLOGY - AQA CHEMISTRY - AQA PHYSICS - AQA COMBINED SCIENCE TRILOGY - AQA ENTRY LEVEL SCIENCE - AQA
Languages	F – Names, animals & parts of the body 	F – Views and numbers G – Numbers and Months 	F – Sentence structures and navigation G – Family and Navigation 	<ul style="list-style-type: none"> GERMAN - PEARSON EDEXCEL FRENCH - PEARSON EDEXCEL ARABIC - PEARSON EDEXCEL HISTORY - PEARSON EDEXCEL ITALIAN - AQA PERSIAN - PEARSON EDEXCEL SPANISH - AQA
Humanities	About the UK Discovering the past Festivals and ceremonies 	Populations Tudors, Stuarts and Monarchs Life after death 	Rivers Democracy and war Holocaust 	<ul style="list-style-type: none"> GEOGRAPHY – AQA RELIGIOUS STUDIES – AQA HISTORY - AQA ENTRY LEVEL GEOGRAPHY – OCR ENTRY LEVEL HISTORY - OCR
Computing	Hardware and software packages 	Binary and Denary 	Spreadsheets 	<ul style="list-style-type: none"> BUSINESS & ENTERPISE – NCFE COMPUTING (DIT) - PEARSON EDEXCEL TRAVEL & TOURISM - PEARSON EDEXCEL MEDIA - PEARSON EDEXCEL
PE	Fitness and training techniques 	Skill-related fitness 	Training Principles 	<ul style="list-style-type: none"> HEALTH & FITNESS – NCFE PERFORMING ARTS – WJEC HEALTH & SOCIAL CARE - OCR
Creative Arts	Fruit, Pasta Salad and Choc-Chip Cookies The basics of drawing Music minimalism Bottle packaging and festive themes 	Pizza, flapjacks, Pasty and Foccaccia Bread Formal elements Rap and Hip-Hop Nature themes 	Shortbread, Samosa, Marble Cake, Chicken Alfredo Formal Elements – dimensions of Art Performance Skills Media and Typography 	<ul style="list-style-type: none"> ART & DESIGN (ART, CRAFT & DESIGN) - AQA ART & DESIGN (PHOTOGRAPHY) - AQA MUSIC - PEARSON EDEXCEL FOOD & COOKERY – NCFE PHOTOGRAPHY - AQA
RSHE	Mutual respect and behaviours 	Self-Identity 	Self-esteem and Tolerance 	

General Expectations

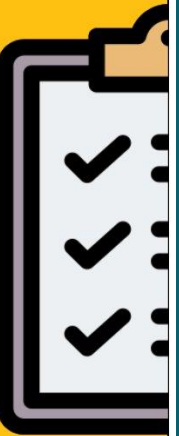
- ✓ **Work Standards**
- ✓ Book stickers explain how EVERY student in EVERY lesson should set out their work.
- ✓ Regular checks will take place to ensure there is understanding.

STUDENT BOOK			
NAME		CLASS	
SUBJECT		ROOM	
TEACHER		TEAM LEADER	

PRIDE IN BOOK GUIDANCE

- ✓ Date in top left of page
- ✓ Title in centre of page
- ✓ Underline with a ruler (KO)
- ✓ Teacher response in green
- ✓ Student response in purple
- ✓ No loose sheets
- ✓ Errors to have a neat line through
- ✓ No doodles or graffiti

MY FLIGHT PATH:			
	SEMESTER 1	SEMESTER 2	SEMESTER 3
ATL			
ACHIEVEMENT			



Mobile Phones

- ✓ Mobile phones should be switched off and out of sight in school (hear it, see it, lose it).
- ✓ Parents/Carers are to use the school office in emergencies. Please do not contact your child as they will be sanctioned accordingly if their phone is seen.
- ✓ While on school premises, mobile phones are not to be seen or used unless instructed by an adult.

Equipment

- ✓ Bags, coats and outdoor clothing should not be on chairs or tables.
- ✓ All students are required to bring a bag, black pen, pencil, ruler, eraser, highlighter.
- ✓ In warm weather, ties can be removed (only in the classroom) but shirts are to be in. In cold weather, use the FREE uniform jumper we gave you accordingly.

Comfort Breaks

- ✓ Unless a school-approved medical pass had been issued, it is up to the teacher to approve. This is not to be during another Key Stage's social time.
- ✓ These are not to be immediately before/after a social time.

BEHAVIOUR	LANGUAGE	WORK PRIDE
<ul style="list-style-type: none"> Do not talk whilst staff member is talking Appropriate contact only Sit professionally Communicate appropriately Follow instructions from ALL staff first time No mobile phones Respect the Academy environment No chewing gum 	<ul style="list-style-type: none"> Positive Framing 'Hands up, tracking me' Active listening Calm and purposeful Appropriate volume Professional vocabulary in lessons Speak in full sentences 	<ul style="list-style-type: none"> Write in blue or black ink Underline dates and titles Use pencil for diagrams and graphs Cross out mistakes neatly No graffiti Stick in worksheets neatly Neat handwriting Complete all work set
LESSONS	CORRIDORS	CONGREGATION
<ul style="list-style-type: none"> Greet your teacher at the door Enter the classroom quietly Put your equipment on the desk Start the activate task Answer the register Pack away when directed by teacher Stand behind your chair when you have packed away Wait in silence to be dismissed Move onto corridors using the calm corridor routine 	<ul style="list-style-type: none"> Walk in no more than 2 wide file Walk calmly and quietly Walk on the left Track the direction of travel Walk purposefully /do not congregate No mobile phones No outdoor clothing No chewing gum 	<ul style="list-style-type: none"> Line up in the morning where our team leader is stood Sit in teams in alphabetical order Coats, bags, and scarves should be on the floor or the back of your chair Signal for silence should be followed Actively listening Do not talk or engage in any inappropriate behaviour Wait until your row is dismissed Go straight to your lesson, do not congregate at the door

Any student on the corridor should have the appropriate pass. No exceptions! Any passes should be shown to the adult, and this should be noted on the Climate Document to ensure accuracy.

Fidget Toys

- Use fidget toys in accordance with school guidelines
- Approval from staff is needed before fidget toys are used and the correct paperwork in place.
- Understand that fidget toys are learning aids, not entertainment.
- Use only one approved fidget toy at a time.
- Store the toy safely when not in use (e.g. in bag or drawer)
- Follow staff directions on when and how to use the fidget toy.
- Accept that misuse of the fidget toy may lead to its removal

Knowledge Organisers

- On desks every lesson and the duration of the lesson.

What you need to know?

All this information is in your Knowledge Organisers and will be referred to to ensure absolute clarity and understanding.

OUR LEARNING MODEL

HOW YOUR TEACHERS WILL STRUCTURE LEARNING TO DELIVER THE INTENDED CURRICULUM

STAGES OF THE LESSON

<p>ACTIVATE</p> <ul style="list-style-type: none"> ✓ WARM-UP ACTIVITY ✓ LINK LEARNING ✓ LEARNING INTENTIONS 	<p>THE START OF THE LESSON WHERE YOU START LEARNING AS SOON AS YOU WALK THROUGH THE DOOR. ACTIVITIES WILL WARM-UP YOUR BRAIN & WILL LINK CURRENT/PRIOR LEARNING. YOUR TEACHER WILL EXPLAIN THE LEARNING INTENTIONS SO YOU KNOW WHAT IS EXPECTED OF YOU & YOU UNDERSTAND WHERE YOU ARE IN THE CURRICULUM SEQUENCE. KNOWLEDGE ORGANISERS WILL BE ON DESKS AS SOON AS STUDENTS ARE SEATED & ACTIVELY USED FOR KEY VOCAB, PAST, PRESENT & FUTURE LEARNING.</p>
<p>MOTIVATE</p> <ul style="list-style-type: none"> ✓ DISCUSS ✓ ATTEMPT ✓ ENGAGE 	<p>AFTER DISCUSSING & ATTEMPTING COLLECTIVELY WITH THE TEACHER, YOU WILL ATTEMPT ACTIVITIES ON YOUR OWN OR WITH OTHERS DEPENDING ON THE LESSON. YOU WILL BE ENCOURAGED TO HAVE A 'CAN DO' ETHOS AND CHALLENGE YOURSELF TO LEARN ENGAGE.</p>
<p>DEMONSTRATE</p> <ul style="list-style-type: none"> ✓ CHALLENGE ✓ EXTEND ✓ ACCOMPLISH 	<p>AFTER LISTENING AND DIGESTING THE INFORMATION NEEDED, YOU WILL CHALLENGE YOURSELF TO DEMONSTRATE YOUR UNDERSTANDING AND EXTEND THIS FURTHER TO SHOW YOUR TEACHER THAT YOU HAVE ACCOMPLISHED YOUR LEARNING.</p>

YOU WILL HAVE ALL YOUR TOOLS FOR 'THE JOB' BECAUSE ORGANISATION IS KEY!

LEARNING SKILLS

<p>MEMORY</p>	<p>METACOGNITION</p>	<p>COLLABORATION</p>
<p>READING, WRITING, LITERACY & ORACY</p>	<p>NUMERIC APPLICATION</p>	<p>PROFESSIONAL AWARENESS</p>