



Newsome Academy



**THURSDAY 4TH
SEPTEMBER
2025**

Impact
Education
Multi Academy Trust




**Newsome
Academy**

**WELCOME
Back**



Newsome Academy



YEAR 7


Key Information

- ✓ Meet the SLT
- ✓ New Students
- ✓ Achievements
- ✓ Summer Update & Changes
- ✓ Timetables & Knowledge Organisers
- ✓ Enrichment

**START AS WE
AIM TO GO ON...**



Newsome Academy



YEAR 7

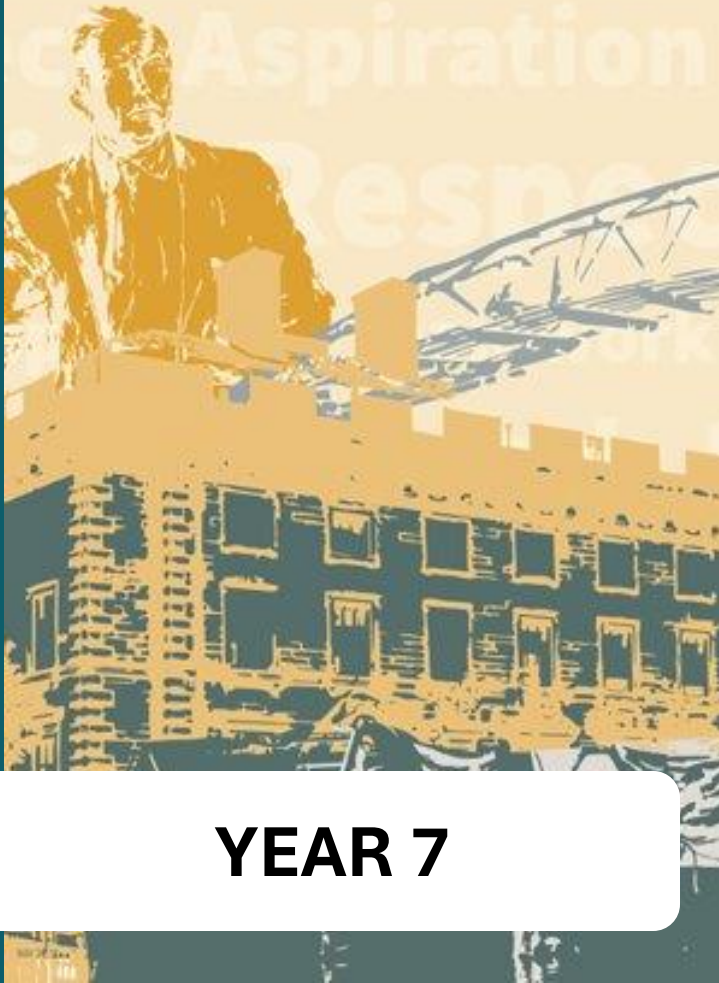
Meet the SLT

- ✓ Mr Watkin
- ✓ Ms Ainley
- ✓ Ms Hall
- ✓ Mr Mitchell
- ✓ Ms Stokes
- ✓ Mr Whitworth
- ✓ Mr Frisby
- ✓ Ms Smart

HELLO!



Newsome Academy



YEAR 7

New Students

- ✓ Was 800 in July and now 860 in Sep.
- ✓ Year 7 had school to themselves yesterday and will need guidance.
- ✓ There is a waiting list for more students wanting to join us.
- ✓ Use your 'place' wisely.

**WHAT WE
STAND FOR**



Newsome Academy



YEAR 7

Achievements

- ✓ Y11 students attended the most ever Period 6 revision sessions in the history of the school.
- ✓ Y11 attendance was the best for many years.
- ✓ We achieved the best attendance scores nationally – and the Trust.
- ✓ Y11 students achieved the best GCSE results ever in the history of the school – and the Trust.

SPECIAL moments



GCSE RESULTS PRESS RELEASE

ACADEMIC YEAR 2025 – KEY CELEBRATION HEADLINES FOR OUR COMMUNITY

Newsome Academy is pleased to report another RECORD-BREAKING YEAR with some fantastic achievements by our amazing students in their GCSEs and other qualifications this summer. This year, we achieved our highest ever number of students reaching grade 5 and above – an 8% increase on last year.

We usually publish individuals but not all have opened their results and are waiting to celebrate with their families so I will publish this in another statement when we return.

- There were **119 grade 7's** and above achieved this year with some breath-taking highest achievers of all time in our history.
- There were a total of **17 grade 9's**, **39 grade 8's** and **63 grade 7's achieved**.

Here are some highlights from this year - as not all students may have collected their results or shared them with others yet, we have generalised some of the special mentions below:

- **14 students achieved multiple Grade 9s with one student achieving a total of 8 grade 9s across all subjects**, reflecting exceptional academic performance and consistent excellence across a range of subjects.
- The **Health and Fitness programme** has been a great success, with *7 students achieving a Distinction (star)** – a fantastic result that reflects dedication both in practical and written elements of the course.
- This year, an outstanding **8 Grade 9s were achieved across a range of languages**, reflecting exceptional skill, dedication, and cultural understanding.

Additionally, our post 16 alumni have also excelled, with students going on to achieve top A level results and progressing to prestigious universities including **King's College London** and **Queen's University Belfast**. Our students go on and succeed!


Overall, students have demonstrated resilience and maturity, and this has been personally heartwarming to watch as Headteacher. Another needed mention is the tremendous support and care that our families offer their child - having worked in 5 secondary schools, Newsome families stand out by far and I congratulate you on the effort and lengths taken to ensure the right support and challenge that you have offered your child through the exam season. It is only by working together that we can make the biggest and most positive difference in our children's lives, and we certainly have that within our community.

A special mention also needs to go out to our dedicated staff - teaching and non-teaching. I have witnessed relentless time, passion and dedication by them to ensure your child has had every opportunity to prepare for their exams. Whether it be in the classroom, pastorally or the administration offices, they have worked tirelessly to ensure students are all able to progress onto further education and study, and we look forward to seeing what they will achieve in the future.

HUGE CONGRATULATIONS TO YOU ALL – WE ARE VERY PROUD OF YOU!



Newsome Academy



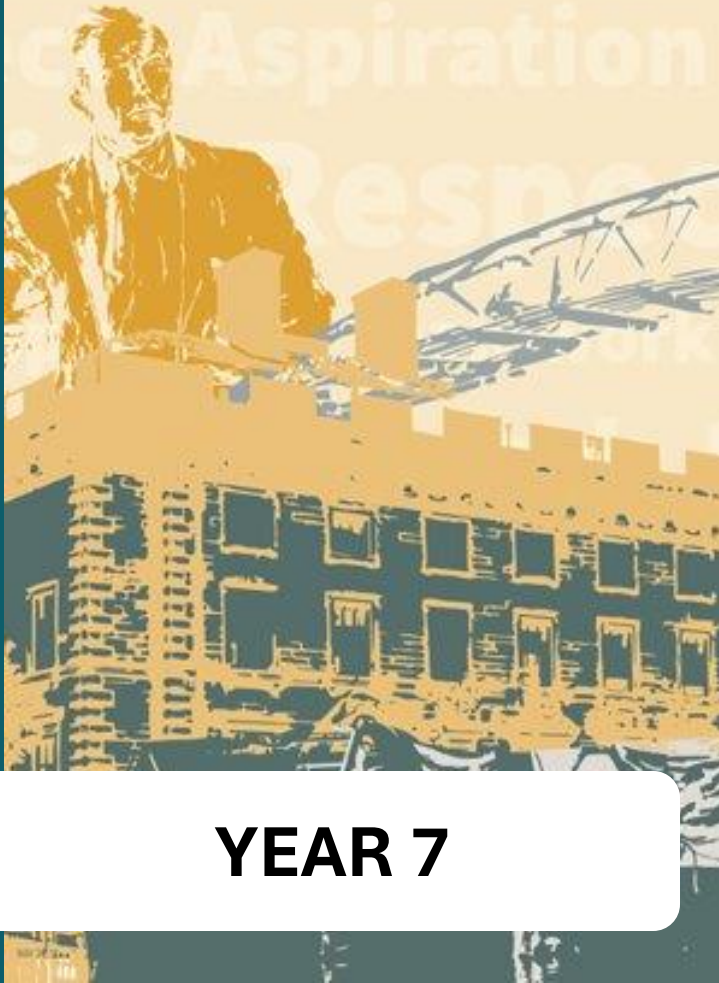
Top scoring students - number is how many 8s or 9s they achieved

Brianne Irubor	8
Success Omosowon	7
Bethel John-Aloba	6
Rene Thomas	6
Tina Li	6
Paige Wilson	5
Isabelle Steele	5
Max Haigh	4
Hafsa Adam	3
Yara Kader	3
Chiraz Benabderrahmane	3
Neve Hardy	3
David Itiveh	3
Hitaishi Bhandari	3

Congratulations!



Newsome Academy



YEAR 7

Summer Updates/Changes

- ✓ Multi-million £ Heating works
- ✓ Safety and expectations
- ✓ New IT Classrooms
- ✓ IT Monitoring System
- ✓ Corridor Passes
- ✓ Eng/Lang moves
- ✓ KS3 KO's
- ✓ KS4 KO's
- ✓ New staff...

**DO'S &
DON'TS**


NEW STAFF FACES

Staff Name	Role/Department
Ms Abbott-Hynes	Teacher of English
Ms Riley	Teacher of Technology
Ms Trotter	ETA
Ms Rutley	Associate Teacher – Science/Maths
Ms Duhamel	Associate Teacher - English
Ms Baxter	Safeguarding Lead
Mr Ammendolia	Associate Teacher – English/Support
Ms Wild	Teacher of Maths & English
Mr Haq	Computing ITT
Ms Hume	English ITT

Session 1 (DWA)



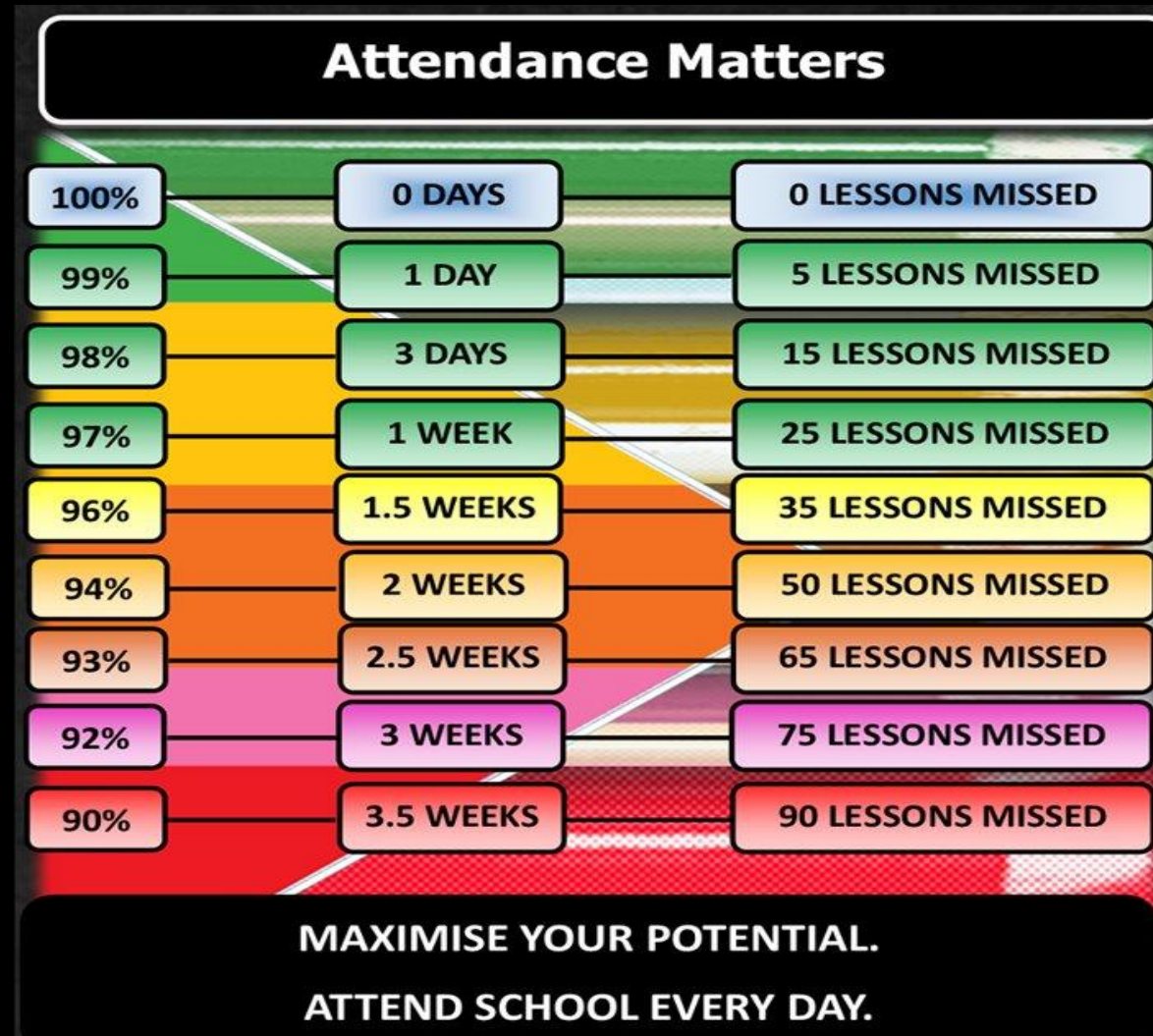
Newsome Academy



YEAR 7

General Expectations

✓ Attendance matters



Remember the impact that a low attendance figure has on College applications and life chances!



Newsome Academy





YEAR 7

General Expectations


- ✓ **To the left!**
- ✓ We all walk on the left hand side to support movement and disability access.

Keep to the Left





Newsome Academy



YEAR 7

General Expectations

- ✓ No mobile phones AT ALL in school
- ✓ If it is seen or used, it will be confiscated – just like any other school.
- ✓ Should any other 'smart device'





Newsome Academy



**CHECK OUR
MOBILE PHONE
POLICY [HERE](#)**

2.2 Guidelines

2.2.1 Students

- Students remain responsible for all of their personal belongings whilst at school. When students enter the school grounds the school takes no responsibility for mobile phones. Mobile phones are brought to school entirely at the owner's risk. The school accepts no responsibility for replacing lost, stolen or damaged mobile phones.
- Students must adhere to the guidelines and protocol set out by the school when using their devices. If this is not adhered to a suitable sanction will be put in place. For safeguarding reasons, students are not allowed to use camera phones to take images on the school grounds.
- Mobile phones and other electronic devices are only to be used when instructed by a member of staff and to complete work/research tasks in an allocated period of time. The school are mindful that this must be kept to a minimum and only used when absolutely necessary.

2.2.2 Parents

- For safeguarding reasons parents are advised not to use camera phones to take images on the school grounds.
- Parents should not place images of other children taken at school on social media sites without permission from the parents involved.
- Parents are reminded that in cases of emergency the school office remains a vital and appropriate point of contact and can ensure your child is reached quickly and assisted in any appropriate way.

2.3 Acceptable Uses


- Mobile phones should be switched off and out of sight in school (Hear it, see it, lose it).
- Parents/carers are requested that in cases of emergency they contact the school reception so we are aware of any potential issue and may make the necessary arrangements.
- While on school premises, mobile phones are not to be seen or used by students, unless instructed by an adult.

2.4 Unacceptable Uses

- Unless express permission is granted, mobile phones should not be used to make calls, send SMS messages, surf the internet, take photos or use any other application during the school day or while on school premises.
- The Bluetooth function of a mobile phone must be switched off at all times and not be used to send images or files to other mobile phones.




Newsome Academy



YEAR 7

General Expectations

- ✓ No caffeine or energy drinks at all
- ✓ If there is any confusion, the school will assess whether it affects learning and will confiscate if it is 'unhealthy for learning'



**DO'S &
DON'TS**



Newsome Academy

General Expectations

- ✓ No excessive sweets and chocolate
- ✓ Families should support the school and their child's health and monitor sugar intake.
- ✓ If there is any confusion, the school will assess whether it affects learning and will confiscate if it is 'unhealthy for learning'



**DO'S &
DON'TS**

YEAR 7



Newsome Academy

LEARNING

YEAR 7

ENRICHMENT PROGRAMME

- ✓ RSHE
- ✓ What does RSHE stand for?
- ✓ Why is RSHE statutory?
- ✓ When and how is it taught at Newsome and how often?
- ✓ Who teaches RSHE?
- ✓ How is my work in RSHE checked?
- ✓ Will my parents/carers know about RSHE?
- ✓ What is a PD Portfolio?





Newsome Academy

PROFESSIONAL

YEAR 7


ENRICHMENT PROGRAMME

- ✓ Careers
- ✓ How careers is delivered at Newsome for Year 7:

	Yr 7
Careers Booklet	✓
Apprenticeship Week WC 09.02.26	✓
Careers Week WC 02.03.26	✓
Green Careers Week 03.11.25	✓
Work Experience	✓
PD Portfolio	✓
My Directions	✓



Newsome Academy




YEAR 7

Timetables/KO's

- ✓ Teams P1
- ✓ New timetables
- ✓ Knowledge Organisers (KS3)
- ✓ Note KS4 KO's coming soon







Newsome Academy


NO IFS OR BUTS – ALWAYS OUT!

Semester 1 Knowledge Organiser

The Latin word "curriculum" literally translates to "a running" or "a racecourse". In an educational context, it refers to a course of study or the whole body of courses offered by an educational institution. The word originates from the Latin verb currere, meaning "to run".








STUDENT BOOK

NAME		CLASS	
SUBJECT		ROOM	
TEACHER		TEAM LEADER	

PRIDE IN BOOK GUIDANCE

- ✓ Date in top left of page
- ✓ Title in centre of page
- ✓ Underline with a ruler (KO)
- ✓ Teacher response in green
- ✓ Student response in purple
- ✓ No loose sheets
- ✓ Errors to have a neat line through
- ✓ No doodles or graffiti



MY FLIGHT PATH:

	SEMESTER 1	SEMESTER 2	SEMESTER 3
ATL			
ACHIEVEMENT			

Mobile Phones

- ✓ Mobile phones should be switched off and out of sight in school (hear it, see it, lose it).
- ✓ Parents/Carers are to use the school office in emergencies. Please do not contact your child as they will be sanctioned accordingly if their phone is seen.
- ✓ While on school premises, mobile phones are not to be seen or used unless instructed by an adult.

Equipment

- ✓ Bags, coats and outdoor clothing should not be on chairs or tables.
- ✓ All students are required to bring a bag, black pen, pencil, ruler, eraser, highlighter.
- ✓ In warm weather, ties can be removed (only in the classroom) but shirts are to be in. In cold weather, use the FREE uniform jumper we gave you accordingly.

Comfort Breaks

- ✓ Unless a school-approved medical pass had been issued, it is up to the teacher to approve. This is not to be during another Key Stage's social time.
- ✓ These are not to be immediately before/after a social time.

BEHAVIOUR	LANGUAGE	WORK PRIDE
<ul style="list-style-type: none"> Do not talk whilst staff member is talking Appropriate contact only Sit professionally Communicate appropriately Follow instructions from ALL staff first time No mobile phones Respect the Academy environment No chewing gum 	<ul style="list-style-type: none"> Positive Framing 'Hands up, tracking me' Active listening Calm and purposeful Appropriate volume Professional vocabulary in lessons Speak in full sentences 	<ul style="list-style-type: none"> Write in blue or black ink Underline dates and titles Use pencil for diagrams and graphs Cross out mistakes neatly No graffiti Stick in worksheets neatly Neat handwriting Complete all work set
LESSONS	CORRIDORS	CONGREGATION
<ul style="list-style-type: none"> Greet your teacher at the door Enter the classroom quietly Put your equipment on the desk Start the activate task Answer the register Pack away when directed by teacher Stand behind your chair when you have packed away Wait in silence to be dismissed Move onto corridors using the calm corridor routine 	<ul style="list-style-type: none"> Walk in no more than 2 wide file Walk calmly and quietly Walk on the left Track the direction of travel Walk purposefully /do not congregate No mobile phones No outdoor clothing No chewing gum 	<ul style="list-style-type: none"> Line up in the morning where our team leader is stood Sit in teams in alphabetical order Coats, bags, and scarves should be on the floor or the back of your chair Signal for silence should be followed Actively listening Do not talk or engage in any inappropriate behaviour Wait until your row is dismissed Go straight to your lesson, do not congregate at the door

Any student on the corridor should have the appropriate pass. No exceptions! Any passes should be shown to the adult, and this should be noted on the Climate Document to ensure accuracy.

Fidget Toys

- Use fidget toys in accordance with school guidelines
- Approval from staff is needed before fidget toys are used and the correct paperwork in place.
- Understand that fidget toys are learning aids, not entertainment.
- Use only one approved fidget toy at a time.
- Store the toy safely when not in use (e.g. in bag or drawer)
- Follow staff directions on when and how to use the fidget toy.
- Accept that misuse of the fidget toy may lead to its removal

Knowledge Organisers

- On desks every lesson and the duration of the lesson.

What you need to know?

All this information is in your Knowledge Organisers and will be referred to to ensure absolute clarity and understanding.

OUR LEARNING MODEL

HOW YOUR TEACHERS WILL STRUCTURE LEARNING TO DELIVER THE INTENDED CURRICULUM

STAGES OF THE LESSON

<p>ACTIVATE</p> <ul style="list-style-type: none"> ✓ WARM-UP ACTIVITY ✓ LINK LEARNING ✓ LEARNING INTENTIONS 	<p>THE START OF THE LESSON WHERE YOU START LEARNING AS SOON AS YOU WALK THROUGH THE DOOR. ACTIVITIES WILL WARM-UP YOUR BRAIN & WILL LINK CURRENT/PRIOR LEARNING. YOUR TEACHER WILL EXPLAIN THE LEARNING INTENTIONS SO YOU KNOW WHAT IS EXPECTED OF YOU & YOU UNDERSTAND WHERE YOU ARE IN THE CURRICULUM SEQUENCE. KNOWLEDGE ORGANISERS WILL BE ON DESKS AS SOON AS STUDENTS ARE SEATED & ACTIVELY USED FOR KEY VOCAB, PAST, PRESENT & FUTURE LEARNING.</p>
<p>MOTIVATE</p> <ul style="list-style-type: none"> ✓ DISCUSS ✓ ATTEMPT ✓ ENGAGE 	<p>AFTER DISCUSSING & ATTEMPTING COLLECTIVELY WITH THE TEACHER, YOU WILL ATTEMPT ACTIVITIES ON YOUR OWN OR WITH OTHERS DEPENDING ON THE LESSON. YOU WILL BE ENCOURAGED TO HAVE A 'CAN DO' ETHOS AND CHALLENGE YOURSELF TO LEARN ENGAGE.</p>
<p>DEMONSTRATE</p> <ul style="list-style-type: none"> ✓ CHALLENGE ✓ EXTEND ✓ ACCOMPLISH 	<p>AFTER LISTENING AND DIGESTING THE INFORMATION NEEDED, YOU WILL CHALLENGE YOURSELF TO DEMONSTRATE YOUR UNDERSTANDING AND EXTEND THIS FURTHER TO SHOW YOUR TEACHER THAT YOU HAVE ACCOMPLISHED YOUR LEARNING.</p>

YOU WILL HAVE ALL YOUR TOOLS FOR 'THE JOB' BECAUSE ORGANISATION IS KEY!

LEARNING SKILLS

<p>MEMORY</p>	<p>METACOGNITION</p>	<p>COLLABORATION</p>
<p>READING, WRITING, LITERACY & ORACY</p>	<p>NUMERIC APPLICATION</p>	<p>PROFESSIONAL AWARENESS</p>



Newsome Academy

LEARNING

YEAR 7

ENRICHMENT PROGRAMME

- ✓ RSHE
- ✓ What does RSHE stand for?
- ✓ Why is RSHE statutory?
- ✓ When and how is it taught at Newsome and how often?
- ✓ Who teaches RSHE?
- ✓ How is my work in RSHE checked?
- ✓ Will my parents/carers know about RSHE?
- ✓ What is a PD Portfolio?





Newsome Academy

PROFESSIONAL

YEAR 7

ENRICHMENT PROGRAMME

- ✓ Careers
- ✓ How careers is delivered at Newsome for Year 7:

	Yr 7
Careers Booklet	✓
Apprenticeship Week WC 09.02.26	✓
Careers Week WC 02.03.26	✓
Green Careers Week 03.11.25	✓
Work Experience	✓
PD Portfolio	✓
My Directions	✓



Newsome Academy

PROFESSIONAL

YEAR 7

FORM GROUP CHANGES

Newsome Academy – Team Groups Structure 2025/26

Ms E Carter – PDBA Lead				
Year 7 HoY - Ms A Crossland Y7 Link – Ms A Hall	Year 8 HoY – Ms Z Gaye Y8 Link – Ms E Smart/Ms M Holmes	Year 9 HoY – Ms G Parsonage Y9 Link – Mr S Mitchell	Year 10 HoY – Ms C Fletcher Y10 Link – Mrs S Stokes	Year 11 HoY – Ms K Hallworth Y11 Links – Mr L Whitworth/Mr A Frisby

Year 7 = VTC			Year 8 = English			Year 9 = Maths		
Staff	Team	Room	Staff	Team	Room	Staff	Team	Room
Miss H Raine	7HRA	608	Ms K Hopkins (Mon Pastoral)	8KHO	203	Ms N Wild	9NWI ALY	406
Mr G Earnshaw	7GEA	402	Ms C Duhamel	8CDU GAU	204	Ms E Burton	9EBU	606
Ms A Medcalf	7AME	611	Mr A Warswick	8ATW CRI	205	Ms H Irsham	9HIR	403
Miss L Matley	7LMA	607	Ms R Hynes (Fri DTU)	8RAH MJA	206	Mr J Masih	9MAS	407
Mrs L Stevenson	7LSN	609	Ms J Hardy	8JHA	201	Mr W Oakley	9WOA	405
Ms L Riley	7LRI	601	Mr J Darlington	8JDA	202	Miss K Lydall	9KLY	404

Year 10 = Humanities			Year 11 = Science		
Staff	Team	Room	Staff	Team	Room
Mr I Parker	10IPA	305	Ms J Kerr (Weds Pastoral)	11JKE HRA	506
Ms L Debrah (Fri Pastoral)	10LDE	103	Ms E Gardiner	11EGA AME	503
Mr A McCarthy	10AMC HDU	401	Mr B Oakland	11BOA LMA	505
Mr S Jones	10SJO	301	Mr G Mulholland	11GMU GEA	507
Ms C Brocklehurst	10CBR	302	Ms C Haigh	11CHI LSN	501
Mr G Aguiar	10GAU MHO	101	Mr O Moore	11OMO AMC	504