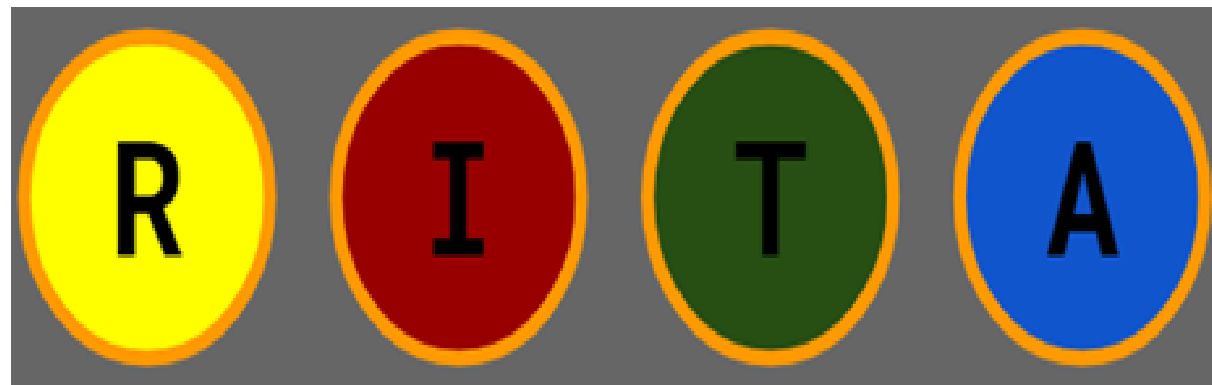


British Values



What is the
message here?





YEAR 10 SEMINAR/S
WEEK STARTING 8TH SEPTEMBER 2025



7 WEEKS
UNTIL 1 WEEK
HT BREAK

28 WEEKS
UNTIL GCSE
EXAMS START

38 WEEKS
UNTIL THE END
OF SCHOOL
YEAR

HOLIDAY INSET Y6 TRANSITION

2025					2026						
August	September	October	November	December	January	February	March	April	May	June	July
1 Fr	1 Mo ³⁶	1 We	1 Sa	1 Mo ⁴⁹	1 Th ^{New Year's Day}	1 Su	1 Su	1 We	1 Fr	1 Mo ²³	1 We
2 Sa	2 Tu	2 Th	2 Su	2 Tu	2 Fr	2 Mo ⁶	2 Mo ¹⁰	2 Th	2 Sa	2 Tu	2 Th
3 Su	3 We	3 Fr	3 Mo ⁴⁵	3 We	3 Sa	3 Tu	3 Tu	3 Fr ^{Good Friday}	3 Su	3 We	3 Fr
4 Mo ³²	4 Th	4 Sa	4 Tu	4 Th	4 Su	4 We	4 We	4 Sa	4 Mo ^{Early May Bk. Hol. 19}	4 Th	4 Sa
5 Tu	5 Fr	5 Su	5 We	5 Fr	5 Mo ²	5 Th	5 Th	5 Su	5 Tu	5 Fr	5 Su
6 We	6 Sa	6 Mo ⁴¹	6 Th	6 Sa	6 Tu	6 Fr	6 Fr	6 Mo ^{Easter Monday 5}	6 We	6 Sa	6 Mo ²⁸
7 Th	7 Su	7 Tu	7 Fr	7 Su	7 We	7 Sa	7 Sa	7 Tu	7 Th	7 Su	7 Tu
8 Fr	8 Mo ³⁷	8 We	8 Sa	8 Mo ⁵⁰	8 Th	8 Su	8 Su	8 We	8 Fr	8 Mo ²⁴	8 We
9 Sa	9 Tu	9 Th	9 Su	9 Tu	9 Fr	9 Mo ⁷	9 Mo ¹¹	9 Th	9 Sa	9 Tu	9 Th
10 Su	10 We	10 Fr	10 Mo ⁴⁶	10 We	10 Sa	10 Tu	10 Tu	10 Fr	10 Su	10 We	10 Fr
11 Mo ³	11 Th	11 Sa	11 Tu	11 Th	11 Su	11 We	11 We	11 Sa	11 Mo ²⁰	11 Th	11 Sa
12 Tu	12 Fr	12 Su	12 We	12 Fr	12 Mo ³	12 Th	12 Th	12 Su	12 Tu	12 Fr	12 Su
13 We	13 Sa	13 Mo ⁴²	13 Th	13 Sa	13 Tu	13 Fr	13 Fr	13 Mo ¹⁶	13 We	13 Sa	13 Mo ²⁹
14 Th	14 Su	14 Tu	14 Fr	14 Su	14 We	14 Sa	14 Sa	14 Tu	14 Th	14 Su	14 Tu
15 Fr	15 Mo ³⁸	15 We	15 Sa	15 Mo ⁵¹	15 Th	15 Su	15 Su	15 We	15 Fr	15 Mo ²⁵	15 We
16 Sa	16 Tu	16 Th	16 Su	16 Tu	16 Fr	16 Mo ⁸	16 Mo ¹²	16 Th	16 Sa	16 Tu	16 Th
17 Su	17 We	17 Fr	17 Mo ⁴⁷	17 We	17 Sa	17 Tu	17 Tu	17 Fr	17 Su	17 We	17 Fr
18 Mo ³⁴	18 Th	18 Sa	18 Tu	18 Th	18 Su	18 We	18 We	18 Sa	18 Mo ²¹	18 Th	18 Sa
19 Tu	19 Fr	19 Su	19 We	19 Fr	19 Mo ⁴	19 Th	19 Th	19 Su	19 Tu	19 Fr	19 Su
20 We	20 Sa	20 Mo ⁴³	20 Th	20 Sa	20 Tu	20 Fr	20 Fr	20 Mo ¹⁷	20 We	20 Sa	20 Mo ³⁰
21 Th	21 Su	21 Tu	21 Fr	21 Su	21 We	21 Sa	21 Sa	21 Tu	21 Th	21 Su	21 Tu
22 Fr	22 Mo ³⁹	22 We	22 Sa	22 Mo ⁵²	22 Th	22 Su	22 Su	22 We	22 Fr	22 Mo ²⁶	22 We
23 Sa	23 Tu	23 Th	23 Su	23 Tu	23 Fr	23 Mo ⁹	23 Mo ¹³	23 Th	23 Sa	23 Tu	23 Th
24 Su	24 We	24 Fr	24 Mo ⁴⁸	24 We	24 Sa	24 Tu	24 Tu	24 Fr	24 Su	24 We	24 Fr
25 Mo ^{August Bk. Hol. 35}	25 Th	25 Sa	25 Tu	25 Th ^{Christmas Day}	25 Su	25 We	25 We	25 Sa	25 Mo ^{Spring Bk. Hol. 22}	25 Th	25 Sa
26 Tu	26 Fr	26 Su	26 We	26 Fr ^{Boxing Day}	26 Mo ⁵	26 Th	26 Th	26 Su	26 Tu	26 Fr	26 Su
27 We	27 Sa	27 Mo ⁴⁴	27 Th	27 Sa	27 Tu	27 Fr	27 Fr	27 Mo ¹⁸	27 We	27 Sa	27 Mo ³¹
28 Th	28 Su	28 Tu	28 Fr	28 Su	28 We	28 Sa	28 Sa	28 Tu	28 Th	28 Su	28 Tu
29 Fr	29 Mo ⁴⁰	29 We	29 Sa	29 Mo ¹	29 Th		29 Su	29 We	29 Fr	29 Mo ²⁷	29 We
30 Sa	30 Tu	30 Th	30 Su	30 Tu	30 Fr		30 Mo ¹⁴	30 Th	30 Sa	30 Tu	30 Th
31 Su		31 Fr		31 We	31 Sa		31 Tu		31 Su		31 Fr

ORGANISATION: Yr 10 WEEKLY ENRICHMENT



Monday

Whole-School Seminar
Sports Hall



Tuesday

Mastery Mindset/Contextualised Reading
LRC



Wednesday

RSHE
Team Rooms




Thursday

Careers
Team Rooms



Friday

RSHE/Careers
LRC



YOUR SELLING POINTS: **EMPLOYABILITY**



YOUR ATTENDANCE FIGURE

How you can evidence that you attend and value education – your reliability!



YOUR CLASSCHARTS PROFILE

How you can evidence that you value and respect education – your attitude in life!

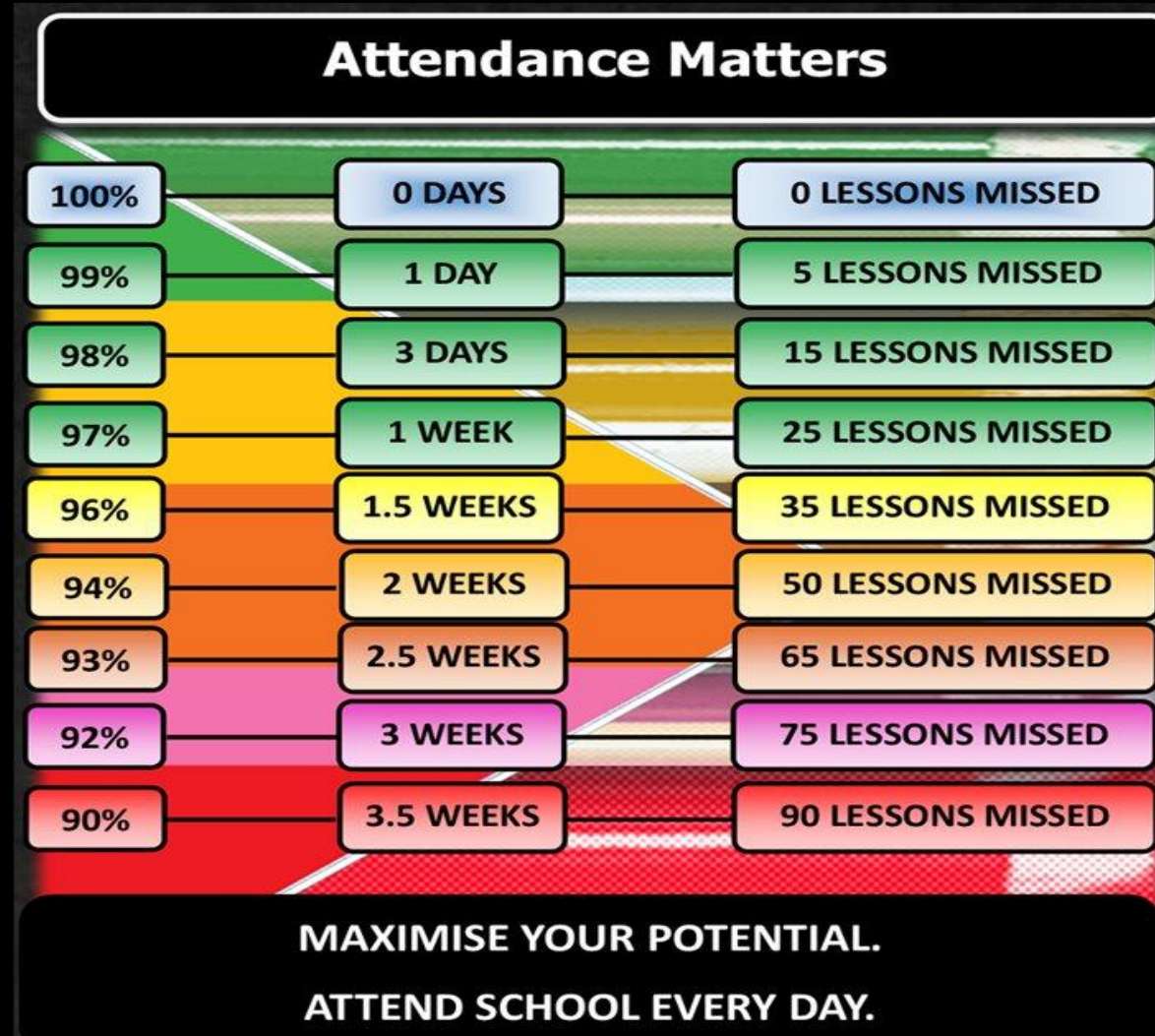


YOUR PERSONAL SKILLS & QUALITIES

How you can evidence the rewards, extra commitments and how much you can talk confidently about yourself.

General Expectations

✓ Attendance matters



Remember the impact that a low attendance figure has on College applications and life chances!

COMMUNICATION: SPECIFIC



- ✓ Please make sure you know your exam board qualifications.
- ✓ GCSE Mock 1 – W/C 9th February
- ✓ Mock results & Parents Evening - 26th February
- ✓ WORK EXPERIENCE – W/C 08.06.26
- ✓ GCSE Mock 2 – 18th June till 1st July
- ✓ End of Year Reports Home – 16th July

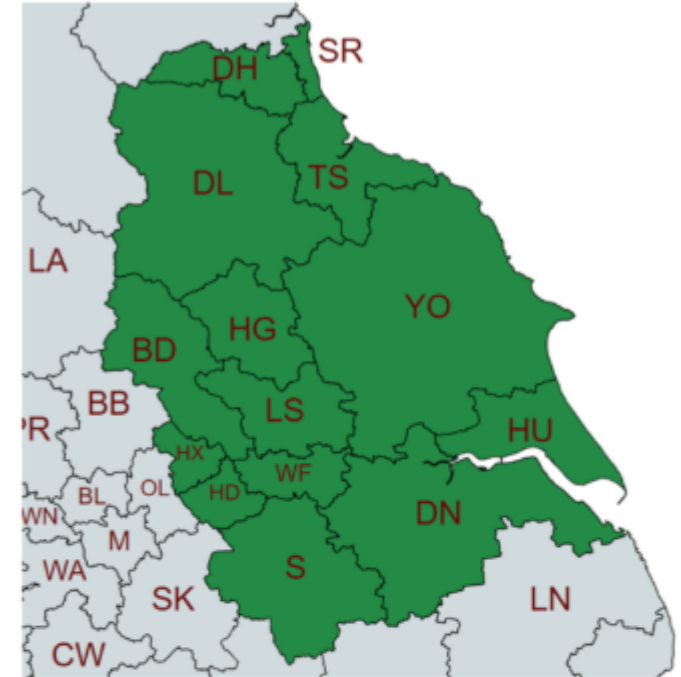
QUALIFICATIONS

<ul style="list-style-type: none">• ENGLISH LANGUAGE - AQA• ENGLISH LITERATURE – AQA• FUNCTIONAL SKILLS ENGLISH LEVEL 2 - AQA• STEP UP TO ENGLISH - AQA
<ul style="list-style-type: none">• MATHS (HIGHER) - AQA• MATHS (FOUNDATION) - AQA• ENTRY LEVEL MATHS - AQA
<ul style="list-style-type: none">• BIOLOGY - AQA• CHEMISTRY - AQA• PHYSICS - AQA• COMBINED SCIENCE TRILOGY - AQA• ENTRY LEVEL SCIENCE - AQA
<ul style="list-style-type: none">• GERMAN - PEARSON EDEXCEL• FRENCH - PEARSON EDEXCEL• ARABIC - PEARSON EDEXCEL• HISTORY - PEARSON EDEXCEL• ITALIAN - AQA• PERSIAN - PEARSON EDEXCEL• SPANISH - AQA
<ul style="list-style-type: none">• GEOGRAPHY – AQA• RELIGIOUS STUDIES – AQA• HISTORY - AQA• ENTRY LEVEL GEOGRAPHY – OCR• ENTRY LEVEL HISTORY - OCR
<ul style="list-style-type: none">• BUSINESS & ENTERPRISE – NCFE• COMPUTING (DIT) - PEARSON EDEXCEL• TRAVEL & TOURISM - PEARSON EDEXCEL• MEDIA - PEARSON EDEXCEL
<ul style="list-style-type: none">• HEALTH & FITNESS – NCFE• PERFORMING ARTS – WJEC• HEALTH & SOCIAL CARE - OCR
<ul style="list-style-type: none">• ART & DESIGN (ART, CRAFT & DESIGN) - AQA• ART & DESIGN (PHOTOGRAPHY) - AQA• MUSIC - PEARSON EDEXCEL• FOOD & COOKERY – NCFE• PHOTOGRAPHY - AQA



NOTICES

- ✓ **Can you access Microsoft Teams? When was the last time you logged on?**
- ✓ **When was the last time you accessed your school email account?**
- ✓ **NYPEB – everyone should have logged onto their emails; checked for an email from this company; and logged into the Work Experience.**
- ✓ **NYBEP: once logged in, you should have completed the personal statement and then began applying for work placement – DEADLINE: DECEMBER**
- ✓ **Has anyone secured a placement for work experience?**
- ✓ **KS4 – do you fully understand your GCSE subjects and the deadlines?**



Map Key

BD- Bradford
DH- Durham
DL- Darlington
DN- Doncaster
HG- Harrogate
HD- Huddersfield
HU- Hull

HX- Halifax
LS- Leeds
S- Sheffield
SR- Sunderland
TS- Middlesbrough
WF- Wakefield
YO- Yorkshire



1. How do I choose my placement?
2. How can I find my own placement?
3. How do I make contact with a company?
4. Guide to writing your email.
5. Preparing for an interview.
6. How can parents help?
7. Padlet
8. Accessing, Connect and uploading your placement.





Log into NYBEP's useful tool Padlet-
link to this can be found on the
students' introduction email sent to
their school email, originally sent in
July, so please login and check.





PADLET

- Work Experience – What is it!?
- Finding your placement
- Work Experience app/portal
- Sector guides
- Employability Skills
- Contacting Employers
- Interview – you got this!
- Work Experience Journals

[click here](https://padlet.com/NYBEP/nybep-work-experience-resource-74s0nlncsc4v7ut8) for access to Padlet
<https://padlet.com/NYBEP/nybep-work-experience-resource-74s0nlncsc4v7ut8>

© NYBEP Ltd 2024





Students Password: **KCz23!72**

Steps to take when you have found a work experience placement

After the work experience launch you will receive an email to your school email address from workexperience@nybep.org.uk inviting you to login to Connect. This can be done by clicking the link highlighted below.

Example:

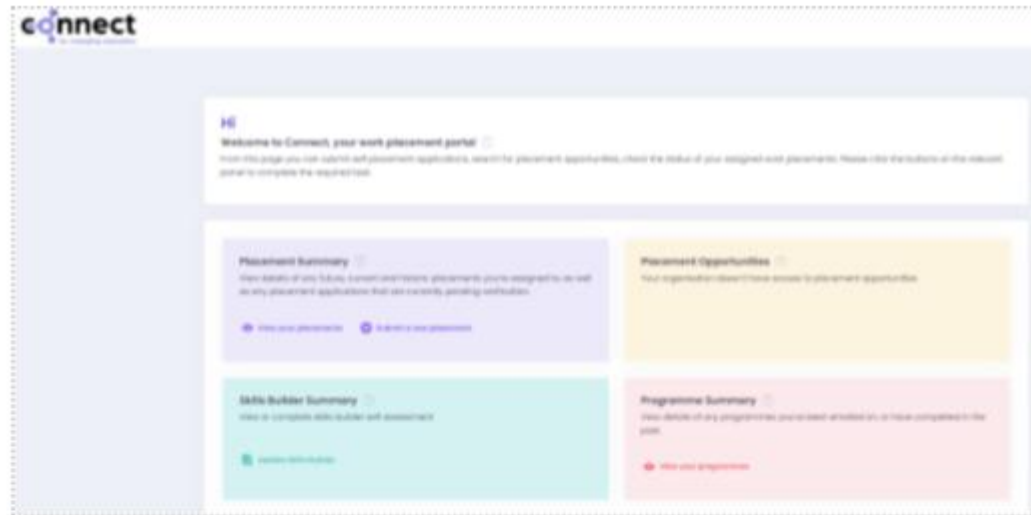
Connect Web App

You can also view some [information](#), and take some actions in a web browser via the following link. This link is specific to you and should not be shared.

[Connect Web App](#)

This link will then take you to the Connect Portal





Accessing Connect and Uploading your Placement

Here you will be able to

- Set up your profile
- Complete Skills Builder
- Build your C.V
- Manage your work placement
- Take the first steps of your journey

You can also download the Connect app on your mobile phone so you can keep track of your placement at home. To do this click on the links in your school email like in the example below. Alternatively scan your unique QR code. Please DO NOT share any of your links or QR code as they are unique only to you.

© NYBEP Ltd 2024

Student Guide



Example:

Install the Connected app from the app store:

- Using an Android device? [Click this link](#) to access Google Play
- Using an Apple device? [Click this link](#) to access the Apple Store

When setting up your profile on the app it will ask you to set a password- please remember this as this as we cannot reset this for you.

When you go into the app you will see the Dashboard, here you can navigate your way around the app.



The Designated Safeguarding Leads @TNA

Miss Hall is the Designated Safeguarding Lead



Miss A Hall
DSL



Ms H Baxter
Deputy DSL



Ms R Leroy
Deputy DSL



Ms E Carter
Deputy DSL



Ms J Brook
Deputy DSL




Ms G Coldwell
Deputy DSL

How can I keep Safe?

talk@newsomeacademy.co.uk



Newsome Academy



Have a **great** weekend!

**Ms Fletcher, Ms Dunkerley, Mrs Stokes
& your Team Leaders**

**will be ensuring you are 100% focused
on your studies so that you excel in
your GCSE studies!**