

# COMMUNITY MEMO: KS4 HOLIDAY LEARNING

## MEMO SENT: 16TH DECEMBER 2025



You have been shared a special pack that gives you everything you need to study and prepare for your GCSEs. This should be used at home to support your preparation.

It is vital that students in Years 10 and 11 use this break to process and further prepare for their important GCSE studies. It is strongly recommended that this guidance is followed to support home study.

YEAR 10	YEAR 11
<ul style="list-style-type: none"> <li>✓ You have your <b>Mock Exams in February</b> which will form the initial basis for your College Predictions.</li> <li>✓ You are to create a Revision Schedule and go through the qualifications that you are studying with your family. Ensure you know what coursework grades have already been submitted and 'banked'.</li> <li>✓ Further understand the structure of your qualifications and the units that they have.</li> <li>✓ Use the hyperlinks to explore and revise accordingly.</li> </ul>	<ul style="list-style-type: none"> <li>✓ You have your <b>Mock Exams in March</b> which will form the initial basis for your College Predictions.</li> <li>✓ You are to create a Revision Schedule and go through the qualifications that you are studying with your family. <b>Mr Watkin will have personally given you a hard copy on the last day before you leave for the break!</b></li> <li>✓ Ensure you know what coursework grades have already been submitted and 'banked'.</li> <li>✓ Use your last Mock Exam grades, current and predicted grades to help you understand where and what to focus on.</li> <li>✓ Use the hyperlinks to explore and revise accordingly.</li> </ul>



**CLICK HERE  
TO ACCESS YOUR  
ONLINE STUDY  
SUPPORT PACK**

**USE THE LINKS ON  
THE FOLLOWING  
PAGES AS GENERAL  
REVISION PACKAGES.**



- ✓ Discuss with your family the qualifications you are studying.
- ✓ Ensure your family know your next Mock exams.
- ✓ Complete a Revision Timetable for the 2 weeks you are off.
- ✓ Use the revision links in the Study Support Pack.



# QUALIFICATION OVERVIEW

	Course Specification Link	Level	Course Code	Exam Board
1	<a href="#">English Language</a>	GCSE	8700	AQA
2	<a href="#">English Literature</a>	GCSE	8702	AQA
3	<a href="#">English Functional Skills</a>	Entry Level	603/4289/4	PEARSON EDEXCEL
4	<a href="#">English (Step up to English)</a>	Entry Level	5970	AQA
5	<a href="#">Mathematics</a>	GCSE	8300	AQA
6	<a href="#">Mathematics</a>	Entry Level	5930	AQA
7	<a href="#">Biology</a>	GCSE	8461	AQA
8	<a href="#">Chemistry</a>	GCSE	8462	AQA
9	<a href="#">Physics</a>	GCSE	8463	AQA
10	<a href="#">Combined Science</a>	GCSE	8464	AQA
11	<a href="#">Science</a>	Entry Level	5960	AQA
12	<a href="#">German</a>	GCSE	1GN1/2F & H	PEARSON EDEXCEL
13	<a href="#">French</a>	GCSE	1FR1/1F & H	PEARSON EDEXCEL
14	<a href="#">Arabic</a>	GCSE	1AA0	PEARSON EDEXCEL
15	<a href="#">Italian</a>	GCSE	8633	AQA
16	<a href="#">Persian</a>	GCSE	1PN0	PEARSON EDEXCEL
17	<a href="#">Polish</a>	GCSE	8688	AQA
18	<a href="#">Spanish</a>	GCSE	8692	AQA
19	<a href="#">Panjabi</a>	GCSE	8683	AQA
20	<a href="#">Portugese</a>	GCSE	1PG0	PEARSON EDEXCEL
21	<a href="#">Turkish</a>	GCSE	1TG0	PEARSON EDEXCEL
22	<a href="#">Urdu</a>	GCSE	1UR0	PEARSON EDEXCEL
23	<a href="#">History</a>	GCSE	8145	AQA
24	<a href="#">History</a>	Entry Level	R435	OCR
25	<a href="#">Geography</a>	GCSE	8035	AQA
26	<a href="#">Geography</a>	Entry Level	R407	OCR
27	<a href="#">Religious Studies</a>	GCSE	8062	AQA
28	<a href="#">Business &amp; Enterprise</a>	Vocational	603/7004/X	NCFE
29	<a href="#">Computer Science</a>	Vocational	603/7050/6	PEARSON EDEXCEL
30	<a href="#">Travel &amp; Tourism</a>	Vocational	603/7048/8	PEARSON EDEXCEL
31	<a href="#">Creative Media Production</a>	Vocational	603/7053/1	PEARSON EDEXCEL
32	<a href="#">Health &amp; Fitness</a>	Vocational	603/7007/5	NCFE
33	<a href="#">Performing Arts</a>	Vocational	603/702/8	WJEC
34	<a href="#">Health &amp; Social Care</a>	Vocational	J835	OCR
35	<a href="#">Art, Craft and Design</a>	GCSE	8201	AQA
36	<a href="#">Music Practice</a>	Vocational	603/7055/5	PEARSON EDEXCEL
37	<a href="#">Food and Cookery</a>	Vocational	603/7014/2	NCFE
38	<a href="#">Art and Design</a>	GCSE	8206	AQA
39	<a href="#">Personal and Social Development</a>	Entry Level	N/A	ASDAN
40	<a href="#">British Sign Language</a>	Level 1 & 2	N/A	Signature





# SUPPORT PACKAGES

"Knowledge has a beginning but no end."


These pages are designed to help you organise your learning, build strong study habits and make revision more effective. Use the guidance, tools and strategies provided to support your independent study and track your progress across KS4.

## Key strategies:

- Break information into small chunks.
- Use Look–Cover–Write–Check.
- Do daily retrieval practice.
- Self-quiz without looking.
- Revisit difficult sections regularly.



# SECTION 3



Each subject area uses additional software to support learning - this provides learning outside the classroom...

### Subject-Specific Software Packages to Support Study

<p><b>ENGLISH</b>  <a href="#">Mr Bruff's Video Guides (KS4)</a>  <a href="#">Spark Notes</a></p>	<p><b>MATHS</b>  <a href="#">Corbett Maths</a>  <a href="#">Sparx Maths</a></p>	<p><b>SCIENCE</b>  <a href="#">Cognito</a></p>
<p><b>GEOGRAPHY</b>  <a href="#">GCSEPod</a>  <a href="#">Seneca Learning</a>  <a href="#">Tutor2u</a></p>	<p><b>HISTORY</b>  <a href="#">GCSEPod</a></p>	<p><b>RE</b>  <a href="#">Seneca Learning</a>  <a href="#">GCSE Bitesize</a>  <a href="#">GCSEPod</a></p>
<p><b>LANGUAGES</b>  <a href="#">Active Learn - Y7-9</a>  <a href="#">Active Hub - Y10 and 11</a></p>	<p><b>MUSIC</b>  <a href="#">Music - BBC Bitesize</a>  <a href="#">BandLab: Make Music Online</a></p>	<p><b>VTC</b>  <a href="#">BFI</a>  <a href="#">iAchieve</a></p>

<p><b>GENERAL</b>  <a href="#">Oak National Academy</a>  <a href="#">GCSEPod</a>  <a href="#">BBC Bitesize</a>  <a href="#">Reading Plus</a></p>
--

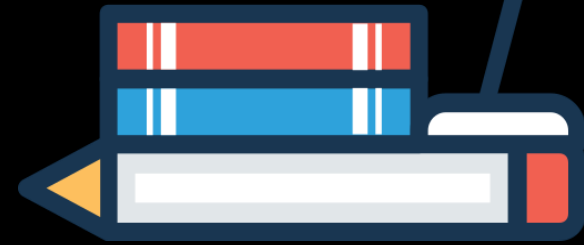


# SUBJECT WEBSITES





Every student has resources to support their revision:  
 GCSE pod – all subjects  
 Cognito – Science, English, Maths, History, Geography  
 SPARX – Maths



# REVISION WEBSITES



## GCSE POD

**Smash your study goals with Access GCSEPod!**

Our platform is your ultimate companion for staying ahead in school and acing your exams. With smart tools tailored to your secondary school journey, you'll have everything you need to boost your grades and confidence.

### Did you know?

Students using Access GCSEPod typically achieve 1.5 grades higher per subject than those who don't.

**Username is:** studentname (all lowercase, no spaces) e.g. johnsmith

**Password is:** newsome2026!

[Click here](#) to see the student quick guide.

## COGNITO

**All students have PRO account COGNITO**

**Students can log into their account using their Newsome Academy email and password**  
*(if they are accessing the account for the first time their password will be password)*

- Students select the course they are studying – check it is the correct exam board & level (H/F)
- Students can watch videos/read notes on the topic they are focusing on to check understanding
- Students do quiz and flashcards to consolidate learning
- Students try exam questions to practice retrieval


## SPARX

**All students have SPARX account SPARX**

**Students click on this button**



**Students log into their SPARX account using this button:**



- Students complete any compulsory homework first
- Students then XP boost
- Students carry out independent learning selecting a topic of their choice